



2022

LED



MARINO CRISTAL SPA
Via Guardia del Consiglio, 29/31
47899 - Serravalle
REP. DI SAN MARINO
TEL +378 0549 901188
FAX +378 0549 900612
www.marinocrystal.com
marinocrystal@marinocrystal.com

**AMBIENTE
ENVIRONMENT**

**TECNOLOGIA
TECHNOLOGY**

**AFFIDABILITA'
RELIABILITY**



AMBIENTE

Il rispetto dell'ambiente è alla base della filosofia aziendale nel campo dei led.

Questo tipo di sorgente luminosa permette di risparmiare fino al 90% di energia rispetto ad una lampadina tradizionale e con una durata fino a 25 volte maggiore.

Grazie a tutto questo ne consegue una drastica riduzione delle emissioni di CO₂ nell'aria ed un numero nettamente inferiore di lampadine da smaltire a fine vita.

Sempre protesa al miglioramento, l'azienda investe in ricerca e sviluppo per potere offrire sul mercato un prodotto al passo con i tempi.



ENVIRONMENT

Respect for environment is the cornerstone of the company's philosophy.

LED sources allow to save up to 90% of the energy, if compared to traditional bulbs, and ensure a 25 times longer life.

Thanks to all this, the environment can benefit of a drastic reduction of carbon dioxide emissions (CO₂) and a notable decrease of the number of bulbs to be disposed of.

Continuously aiming at improving itself, the company invests in research and development in order to be able to always place on the market an updated product.



TECNOLOGIA

Usiamo le ultimissime tecnologie per realizzare ed offrire un prodotto sempre all'avanguardia e che soddisfi le esigenze dei consumatori.

Soluzioni, studiate appositamente per garantire il mantenimento del flusso luminoso ed una lunga durata, sono state sviluppate dopo anni di esperienze dirette.

In particolare, la cool technology permette di mantenere la temperatura sul led al di sotto di soglie critiche che causerebbero il rapido degrado in termini di luminosità e di vita.

Tutto questo si riassume in una gamma con prestazioni ad alto livello.



TECHNOLOGY

During the production process, the latest available technologies are used in order to offer an advanced product which meets the customers' requirements.

Solutions properly studied to guarantee the luminous output maintenance and long life have been developed over the years, through direct involvement in the whole production process.

Particularly important it's the COOL TECHNOLOGY which allows to maintain the LED temperature below the critical thresholds which would cause a very quick drop in terms of luminous output and life.

All this is summarized by a range with very high performances.



AFFIDABILITA'

L'affidabilità è la base delle nostre gamme all'interno della grande famiglia dei led unanimamente riconosciuta come una delle più complete sul mercato.

Pro, Std, Eco sono le tre gamme che vanno incontro a tutte le esigenze del mercato.

PRO__ caratterizzata da alte prestazioni in termini di illuminamento e durata (4 anni di garanzia) ed indicata per un uso intenso.

STD__ una gamma che offre un ottimo compromesso in termini di performance e costi, adatta sia all'illuminazione civile che professionale (3 anni di garanzia).

ECO__ la gamma più ampia per il mercato consumer, offre una molteplice scelta di lampade per il relamping della casa e quant'altro (2 anni di garanzia).



RELIABILITY

Reliability is a key point which identifies our range, unanimously considered as one of the most complete on the market.

PRO,STD,ECO, are the three ranges which are able to satisfy all market's requests. PRO_ characterized by high performances in terms of luminous output and life (4 years warranty), it's suitable for prolonged use.

STD_ it's a range which offers an excellent compromise in terms of performance and costs. It's suitable for both residential and professional lighting (3 years warranty)

ECO_ it's the widest range for the consumer market and it offers an extensive choice of bulbs for home or other areas where re-lamping is required (2 years warranty)

ERP Energy related products EU 2019/2020
(Conforme/compliant) EU 2019/2015

RoHS Compliant
RoHS (Conforme/compliant)

REACH
REACH (Conforme/compliant)

CE
Tutte le nostre lampade sono state costruite
in conformità alle norme di sicurezza europee.
*All our lamps have been manufactured
in accordance with European safety standards.*

Tutte le lampade devono essere smaltite presso
gli appositi Centri Raccolta.
*All lamps must be disposed of through the
relative dedicated centers.*

Non smaltire i RAEE come rifiuti urbani.
Sono previste sanzioni in caso di smaltimento abusivo.
*Do not treat WEEE as urban garbage. Fines are
applicable for wrong disposal of WEEE.*

UV STOP
No emissione raggi UV
UV stop

No INFRA RED
No raggi infrarossi.
No infra-red

M M
Adatto per installazione su mobili
Suitable for installation on furniture

□
Doppio isolamento-Class II
Double insulation-Class II

SELV
Sicurezza per la bassissima tensione
Safety extra-low voltage

⊕
Protetto contro corto circuiti
Short-circuit protection

⊗
Non Dimmerabile
Not Dimmable

270°
Luce a 270 gradi
270 degree light

⊖
Bassa Pressione
Low Pressure

CRI 80
Indice di resa cromatica
Color rendering index

PF 0,55
Fattore di potenza
Power Factor

€
Cambia risparmiando
Save by replacing

INSTANT
Accensione immediata
Instant full light

20000
Numero cicli accensioni:20000
Switching cycles:20000

Hg
No mercurio
No mercury

SDCM
Consistenza Temperatura Colore
Colour Temperature Consistency

GARANZIA 2 ANNI
2 Anni garanzia
2 YEARS Warranty

GARANZIA 3 ANNI
3 Anni garanzia
3 YEARS Warranty

GARANZIA 4 ANNI
4 Anni garanzia
4 YEARS Warranty

GARANZIA 5 ANNI
5 Anni garanzia
5 YEARS Warranty

LONG LIFE 20000
Durata 20000 ore
20000hrs Long Life

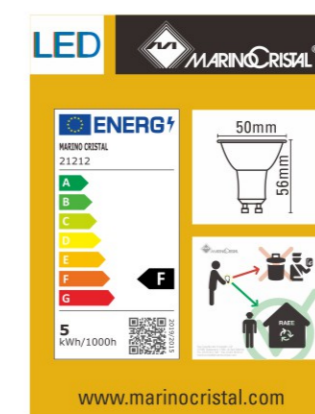
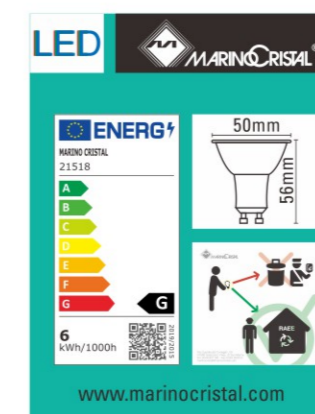
LONG LIFE 35000
Durata 35000 ore
35000hrs Long Life

LONG LIFE 40000
Durata 40000 ore
40000hrs Long Life

15000h LLMF 0.88
Fattore di mantenimento a fine
vita nominale
LLMF at the end of nominal life

LSF 15000h 0.99
Fattore sopravvivenza lampada
Lamp survival factor

HIGH EFFICIENCY
Alta efficienza
High efficiency



La vita delle lampade LED potrebbe essere compromessa se installate in apparecchi completamente stagni con scarsa aerazione. In quel caso sono consigliati bassi wattaggi.

LED lamps' life could be compromised if installed in waterproof fittings with low ventilation. Lower wattages are recommended.

PRO+ DICRO_PRECISE DIMMERABILE

G

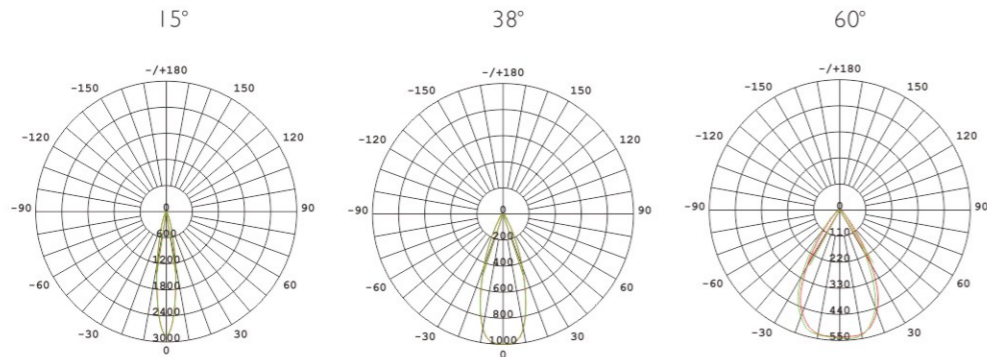
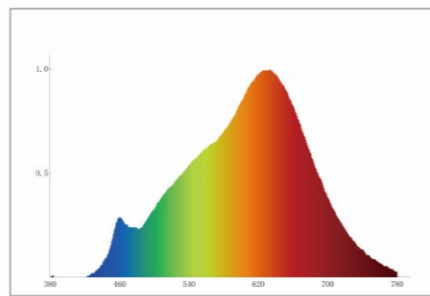
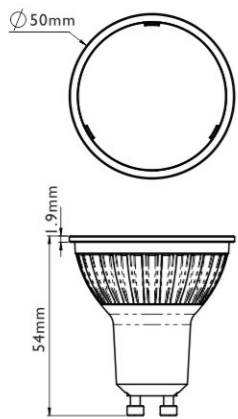


Dimmerabile

6.8W COB LED	SDCM 3	CRI 97	PF 0,85	INSTANT	Dimmerabile
LMF 0.96	SF 0.95	100000	Hg	GARANZIA ANNI 5	LONG LIFE 40000

DICRO_PRECISE DIMMERABILE

codice code	W W	W W	V V	attacco base	colore colour	lumen360°/cd lumen360°/cd	lumen90° lumen90°	fascio beam	imballo packing
21688	6.8	61(ERP)	220-240	GU10	2700°K	480/2800	430	15°	10/100
21689	6.8	61(ERP)	220-240	GU10	2700°K	480/1000	430	38°	10/100
21690	6.8	61(ERP)	220-240	GU10	2700°K	480/530	430	60°	10/100



- Elevata qualità della luce e relativo comfort ambientale
- Eccellente compatibilità con i dimmers in commercio(Pag.8)
- Range dimmerazione >80%
- L70B50_40000 ore
- Ottimo parametro deviazione temperatura colore(SDCM:3)
- Alto indice di resa cromatica(CRI 97)
- Alto Indice rosso saturo(R9:80)
- Ridottissimo effetto strobo(SVM:0,26)
- Privo di flicker visibile (AC ripple frequency <10%)
- Preciso controllo del fascio luminoso
- Garanzia 5 Anni

- High quality of light and relative ambient comfort
- Excellent dimming compatibility (Page 8)
- Dimming range >80%
- L70B50_40000 hrs
- Good Standard Deviation Colour Matching (SDCM:3)
- High Colour Rendering Index (CRI 97)
- High saturated red colour index (R9:80)
- Very low strobo effect (SVM: 0,26)
- Flicker free (AC ripple frequency <10%)
- Precise beam angle
- 5 YEARS Warranty

PRO+ DICRO_PRECISE DIMMERABILE

G

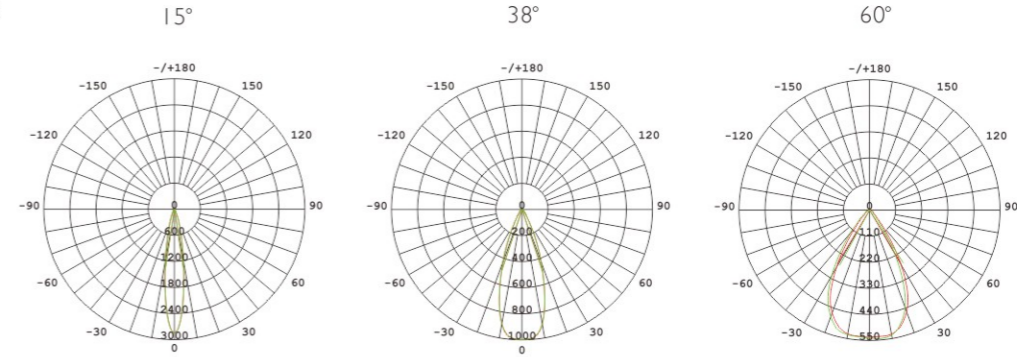
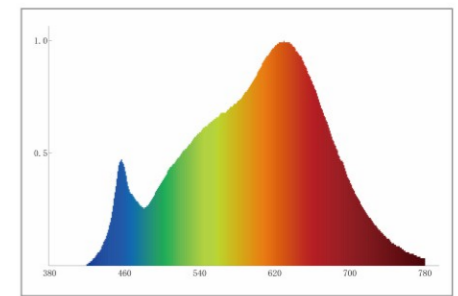
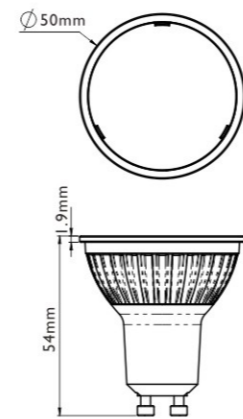


Dimmerabile

6.8W COB LED	SDCM 3	CRI 97	PF 0,85	INSTANT	Dimmerabile
LMF 0.96	SF 0.95	100000	Hg	GARANZIA ANNI 5	LONG LIFE 40000

DICRO_PRECISE DIMMERABILE

codice code	W W	W W	V V	attacco base	colore colour	lumen360°/cd lumen360°/cd	lumen90° lumen90°	fascio beam	imballo packing
21691	6.8	63(ERP)	220-240	GU10	3000°K	500/2900	450	15°	10/100
21692	6.8	63(ERP)	220-240	GU10	3000°K	500/1100	450	38°	10/100
21693	6.8	63(ERP)	220-240	GU10	3000°K	500/550	450	60°	10/100



- Elevata qualità della luce e relativo comfort ambientale
- Eccellente compatibilità con i dimmers in commercio(Pag.8)
- Range dimmerazione >80%
- L70B50_40000 ore
- Ottimo parametro deviazione temperatura colore(SDCM:3)
- Alto indice di resa cromatica(CRI 97)
- Alto Indice rosso saturo(R9:80)
- Ridottissimo effetto strobo(SVM:0,26)
- Privo di flicker visibile (AC ripple frequency <10%)
- Preciso controllo del fascio luminoso
- Garanzia 5 Anni

- High quality of light and relative ambient comfort
- Excellent dimming compatibility (Page 8)
- Dimming range >80%
- L70B50_40000 hrs
- Good Standard Deviation Colour Matching (SDCM:3)
- High Colour Rendering Index (CRI 97)
- High saturated red colour index (R9:80)
- Very low strobo effect (SVM: 0,26)
- Flicker free (AC ripple frequency <10%)
- Precise beam angle
- 5 YEARS Warranty

La dimmerazione ha spesso rappresentato un problema per le lampade LED.

La lista riportata nella pagina accanto include pertanto tutti i dimmers da noi testati per tutta la gamma PRO+ DICRO_PRECISE.

Esistono ovviamente sul mercato anche altri dimmers compatibili con tali lampade, ma si ritiene comunque che le indicazioni fornite rappresentino uno strumento molto utile a livello pratico.

E' altresì vero che i dimmers per lampade LED di nuova generazione non presentano generalmente nessun tipo di problema.

Abbiamo poi notato, nel corso dei nostri tests, che i "leading edge dimmers" (forward phase) determinano comunque maggiori problematiche ed in diversi casi risultano anche piuttosto rumorosi.

Due dettagli da non trascurare nella dimmerazione delle lampade Led sono il "minimo ed il massimo di carico".


Se il "minimo di carico" non viene rispettato, potrebbero insorgere problemi di compatibilità, mentre per quel che riguarda il massimo di carico, si consiglia di utilizzare un de-rating di 5 (se per esempio consideriamo un dimmer per lampade alogene/incandescenza da 500W, dovremo fare riferimento ad un "massimo di carico" di 100W LED (500/5))

Dimming has always been an issue since the introduction of LED bulbs.

This list on the next page includes only dimmers that have been tested by Marino Cristal. Obviously there are many other compatible dimmers on the market, but this is surely an useful and quite comprehensive document.

PRO+ GUIO lamps are made to work with trailing edge (reverse phase) and leading edge (forward phase) phase cut dimmers.

However, the use of leading edge dimmers is not recommended, as the lamps may emit a low level of audible noise when used with some leading edge dimmers. There might be a minimum wattage load on the dimmer. If this minimum load is not met, there might be compatibility issues. We recommend to use a 5.0 de - rating factor for halogen/incandescent dimmers loaded with our 230V LED lamps. For example for a 500W dimmer it would mean $500/5 = 100W$ of LED, so an estimated maximum of 14 lamps 6.8W LED lamps



* T=Trailing Edge/Taglio di fase discendente
L= Leading edge - Taglio di fase ascendente
U=Universal/Universale

PRO+ Lista dimmers compatibili (DICRO_PRECISE DIMMERABILE 6.8W)
Dimmer compatibility list (DICRO_PRECISE DIMMABLE 6.8W)

Green box: Buona qualità della dimmerazione, no flicker, range di dimmerazione >80%
Good dimming performance, no flicker, dimming range >80%

Yellow box: Discreta qualità della dimmerazione, range >70%, no flicker con livello di dimmerazione >10%
Acceptable dimming performance, dimming range >70%, no flicker >10% dimming

No.	Produttore Manufacturer	Modelli Models	Tipo Type	1 Lampade 1 Lamp	5 Lampade 5 Lamps
1	ALED	EasyDimmer 200	T		
2	ALED	EasyDimmer 500	U		
3	ABB	6523U	U		
4	ABB	2250U	T		
5	ABB	AE412	T		
6	Aurora	AU - DSP 400	L		
7	Aurora	AU - DSP 400X	L		
8	Atom	AT9300A	T		
9	Berker	2873	L		
10	Berker	2867 10	L		
11	Berker	2830 10	L		
12	Bticino	MATIXAM5702	L		
13	British General	VKDM400E	L		
14	British General	DM400AP	L		
15	Busch Jaeger	2200 U - 503	L		
16	Busch Jaeger	2247U	L		
17	Busch Jaeger	6517 U - 101	L		
18	Busch Jaeger	6523 U - 102	T		
19	Busch Jaeger	2250U	L		
20	Casambi	CBU-TED	T		
21	Click	CMA145 MD9022	L		
22	Clipsal	32E450UD	U		
23	Clipsal	32E450LM	L		
24	Clipsal	32E450TM	T		
25	Clipsal	CLDM350TS	T		
26	Clipsal	31E2RUDM	U		
27	Clipsal	32ELEDM	T		
28	Danlers	MOD400	L		
29	Danlers	DQD6DMK-400W	L		
30	Dynalite	DLLE801	L		
31	Dynalite	DDTM102 Module	T		
32	EHMANN	T55.20	U		
33	Ecopac	EcoDim-Triac	T		
34	ELKO	RS16/400	L		
35	ELKO	CCTEL12013	T		
36	ELKO	630GLE	T		
37	ELKO	EKO07090	T		
38	Eitako	EUD6INPN - 230V	U		
39	Gira	30500	T		
40	Gira	30700	T		
41	Gira	System 2000	L		
42	Hamilton	KPQX40	L		
43	Hamilton	H - GDM250WVA	T		
44	Hamilton	EcoDim-Triac	T		
45	Hamilton	DQD6DMK-400W	T		
46	Hamilton	741 XLEDITB100	T		
47	Hilux	To-Dim-LED 500	U		
48	ILUMINIZE	511.201	T		
49	Jung	225TDE	T		
50	Jung	1730DD	T		
51	Jung	266 GDE	L		
52	Jung	254 UDIE 1	U		
53	JUNG	243EX	T		
54	Jung	244 HEX	L		
55	Kopp	8002	T		
56	Kopp	8085	L		
57	Kopp	8033	L		
58	Knightbridge	CS2181AB	L		
59	Knightbridge	VFR200M	T		
60	Legrand	78405	L		
61	Legrand	Niloe 665117	T		
62	Legrand	281080	T		
63	Legrand	Cat 400T	T		
64	Legrand	67082	L		
65	Legrand	67085	T		
66	LK	506DA219	T		
67	LK	FUGA LED250 TOUCH	T		

No.	Produttore Manufacturer	Modelli Models	Tipo Type	1 Lampade 1 Lamp	5 Lampade 5 Lamps
68	LK	820B1250	T		
69	LUMEX	LTID450LS GeN2	T		
70	Lutron	QSNE-4A5-230-D	T		
71	Lutron	Vive RMKS-250NE	T		
72	Lutron	"LQSE-4A-D (Gen.2)/QSNE-4A-D (Gen.2)"	T		
73	Lutron	RRK-R25NE-24	T		
74	Lutron	LQSE-4A5-230-D	T		
75	Lutron	HQRx-P20-240y	T		
76	Lutron	RRx-P20-240y	T		
77	MK	K4501	T		
78	MK	K1501LV	L		
79	MK	K1523 WHILV	T		
80	MK	GX8501 WHI	L		
81	MAXCOMFORT	ADAM2	T		
82	Meister	EF700DC	L		
83	NIKO	310 - 01900	U		
84	NIKO	310-0280X	T		
85	Panasonic	WEJ57515	L		
86	RAKO	RMT500	U		
87	RAKO	RAK4T	U		
88	Relco	RL1724	L		
89	Relco	RT65R0A	L		
90	Rev	PrimaLuxe 0511442992	L		
91	Rev	DWS700DB	L		
92	Robus	RLA200DT - 01	T		
93	Robus	RLA250DTG-01 Loadpro 250W	T		
94	Shuttle	SDIM - T - LED - 125W	T		
95	Spazio	SPLTRIDIM 842	T		
96	Spazio	SPL UNIDIM 201	T		
97	Schneider	ALB45192	L		
98	Schneider	SBD200LED	T		
99	Schneider	MTN577199	T		
100	Schneider	MTN5135 - 0000	L		
101	Schneider	CCT011533	T		
102	Schneider	WDE002311	T		
103	Schneider	WDE002319	T		
104	Schneider	E3031HD	T		
105	Schneider	Rocca	L		
106	Schneider	E8331RD250_WE_C1	L		
107	SAL	SDA450	T		
108	SAL	SDD400U	U		
109	SAL	SDD350T	T		
110	SAL	SDD350UM	U		
111	SAL	SDD350TCM	T		
112	SG	LEDDIM 200	T		
113	SG	LEDDIM SMART PUSH	T		
114	StarTrading	399 - 01	L		
115	Tradim	2485H	T		
116	Tradium	2490HP-exop	T		
117	Tradium	2494-K-exop	T		
118	Unitec	42074L	L		
119	Unitec	STDSIU1104	L		
120	VADSBO	LD 220	T		
121	VADSBO	VD220	T		
122	VARILIGHT	HQ3W	L		
123	VARILIGHT	JQP401W	T		
124	VARILIGHT	V - Pro Z1J400M	T		
125	VERMER	VE773400	U		
126	Vimar	20148	T		
127	WUYUNELEK	W13 - C192	T		
128	DIMEZE	DZ2G450DIAL	L		
129	MEGAMAN	SS - LD - 150	T		
130	Yokis	MTV500E	U		
131	Zano	ZGRID500	T		
132	Zano	ZMO150	T		
133	Zano	ZMO250	T		



Lampade led caratterizzate da una tecnologia all'avanguardia che permette un uso intenso in situazioni dove il grado di illuminamento e le aspettative di vita sono fondamentali.

Adatte per il relamping in apparecchi professionali sia alogeni che fluorescenti e disponibili in diverse temperature di colore contraddistinte da un'ottima resa cromatica.

Per tutte sono disponibili le curve fotometriche necessarie per la valutazione di progetti illuminotecnici.

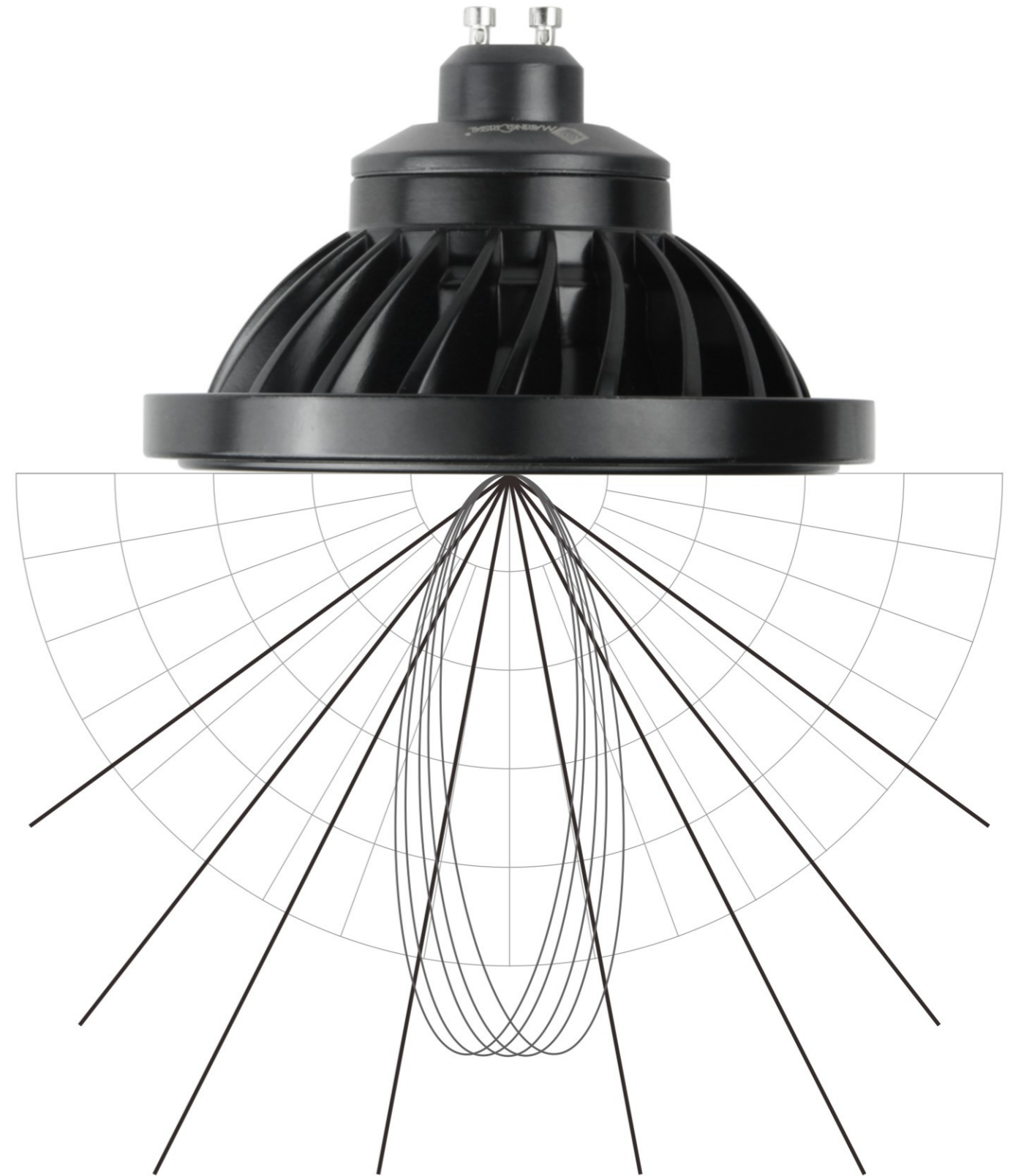
Garanzia di 4 anni.

LED bulbs characterized by advanced technology solutions applied. This series allows applications where prolonged use is required and where long life is very important.

They are suitable for relamping professional fittings, be them halogen or fluorescent; available in different colour temperatures, all with an excellent colour rendering index.

Files for lighting engineering calculations are available in order to properly evaluate the lighting level of a given area.

4 years warranty.






M18LED EVO

M16LED EVO

CON RIFLETTORE INTERCAMBIABILE
WITH INTERCHANGEABLE REFLECTOR



45° Reflector



25° Reflector



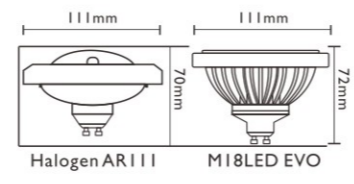
PRO CRI>90 MI8LED EVO

G

18W EPISTAR LED	SDCM (1.3)	CRI >90	PF >0,5	INSTANT	
LMF 0.96	SF 0.90	20000	Hg	GARANZIA ANNI 4	LONG LIFE 40000

MI8LED EVO

codice	W	W	V	attacco	colore	lumen360°/cd	lumen90°	fascio	imballo
code	W	W	V	base	colour	lumen360°/cd	lumen90°	beam	packing
21507	18	159(ERP)	220-240	GU10	3000°K	1340/1635	1300	25°/45°	10/50



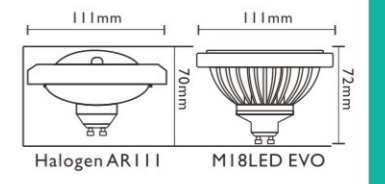
PRO CRI>90 MI8LED EVO

G

18W EPISTAR LED	SDCM (1.3)	CRI >90	PF >0,5	INSTANT	
LMF 0.96	SF 0.90	20000	Hg	GARANZIA ANNI 4	LONG LIFE 40000

MI8LED EVO

codice	W	W	V	attacco	colore	lumen360°/cd	lumen90°	fascio	imballo
code	W	W	V	base	colour	lumen360°/cd	lumen90°	beam	packing
21509	18	159(ERP)	220-240	GU10	3000°K	1340/1635	1300	25°/45°	10/50



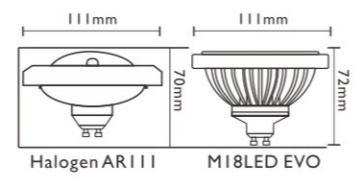
PRO CRI>90 MI8LED EVO

G

18W EPISTAR LED	SDCM (1.3)	CRI >90	PF >0,5	INSTANT	
LMF 0.96	SF 0.90	20000	Hg	GARANZIA ANNI 4	LONG LIFE 40000

MI8LED EVO

codice	W	W	V	attacco	colore	lumen360°/cd	lumen90°	fascio	imballo
code	W	W	V	base	colour	lumen360°/cd	lumen90°	beam	packing
21508	18	159(ERP)	220-240	GU10	3000°K	1340/1635	1300	25°/45°	10/50



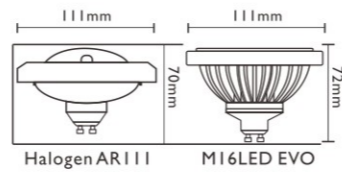
MI8LED EVO

PRO CRI>90 MI6LED EVO

G

16W EPISTAR LED	SDCM (2.3)	CRI >90	PF >0,5	INSTANT	
LMF 0.96	SF 0.90	20000	Hg	GARANZIA ANNI 4	LONG LIFE 40000

MI6LED EVO									
codice	W	W	V	attacco	colore	lumen360°/cd	lumen90°	fascio	imballo
code	W	W	V	base	colour	lumen360°/cd	lumen90°	beam	packing
21510	16	128(ERP)	220-240	GU10	3000°K	1120/1550	1090	25°/45°	10/50

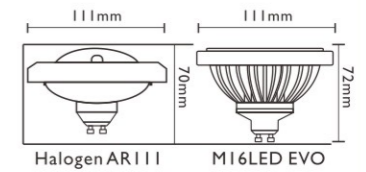


PRO CRI>90 MI6LED EVO

G

16W EPISTAR LED	SDCM (2.3)	CRI >90	PF >0,5	INSTANT	
LMF 0.96	SF 0.90	20000	Hg	GARANZIA ANNI 4	LONG LIFE 40000

MI6LED EVO									
codice	W	W	V	attacco	colore	lumen360°/cd	lumen90°	fascio	imballo
code	W	W	V	base	colour	lumen360°/cd	lumen90°	beam	packing
21512	16	128(ERP)	220-240	GU10	3000°K	1120/1550	1090	25°/45°	10/50

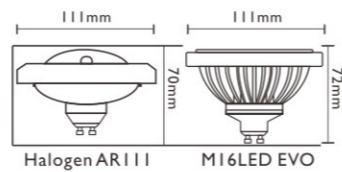


PRO CRI>90 MI6LED EVO

G

16W EPISTAR LED	SDCM (2.3)	CRI >90	PF >0,5	INSTANT	
LMF 0.96	SF 0.90	20000	Hg	GARANZIA ANNI 4	LONG LIFE 40000

MI6LED EVO									
codice	W	W	V	attacco	colore	lumen360°/cd	lumen90°	fascio	imballo
code	W	W	V	base	colour	lumen360°/cd	lumen90°	beam	packing
21511	16	128(ERP)	220-240	GU10	3000°K	1120/1550	1090	25°/45°	10/50



MI6LED EVO

Parte posteriore/Back of bulb
Hook

Smontaggio riflettore 45°
45° reflector removal

Installazione riflettore 25°
25° reflector installation

Aprire i ganci con cacciavite/
Open hooks by screwdriver

Fissare il riflettore tramite i ganci
Fix the reflector through the hooks

PRO CRI>90 MI6LED EVO DIMMERABILE

G Dimmerabile

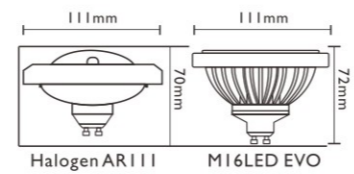
16W EPISTAR LED	SDCM (2.5)	CRI >90	PF >0,5	INSTANT	Dimmerabile
LMF 0.96	SF 0.90	20000	Hg	GARANZIA ANNI 4	LONG LIFE 40000

MI6LED EVO DIMMERABILE

codice	W	W	V	attacco	colore	lumen360°/cd	lumen90°	fascio	imballo
code	W	W	V	base	colour	lumen360°/cd	lumen90°	beam	packing
21513	16	117(ERP)	220-240	GU10	3000°K	1020/1550	990	25°/45°	10/50

- Dimmerabile con la maggior parte dei dimmers in commercio. Dimmerabilità garantita con i dimmers per lampade LED. Vedi pagina 166.

Dimmable with most of the dimmers available on the market. Dimmability guaranteed with dimmers for LED bulbs. See page 166.



PRO CRI>90 MI6LED EVO DIMMERABILE

G Dimmerabile

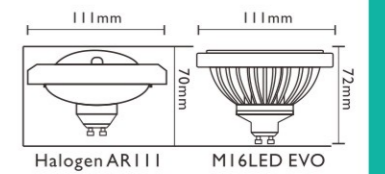
16W EPISTAR LED	SDCM (2.5)	CRI >90	PF >0,5	INSTANT	Dimmerabile
LMF 0.96	SF 0.90	20000	Hg	GARANZIA ANNI 4	LONG LIFE 40000

MI6LED EVO DIMMERABILE

codice	W	W	V	attacco	colore	lumen360°/cd	lumen90°	fascio	imballo
code	W	W	V	base	colour	lumen360°/cd	lumen90°	beam	packing
21515	16	117(ERP)	220-240	GU10	3000°K	1020/1550	990	25°/45°	10/50

- Dimmerabile con la maggior parte dei dimmers in commercio. Dimmerabilità garantita con i dimmers per lampade LED. Vedi pagina 166.

Dimmable with most of the dimmers available on the market. Dimmability guaranteed with dimmers for LED bulbs. See page 166.



PRO CRI>90 MI6LED EVO DIMMERABILE

G Dimmerabile

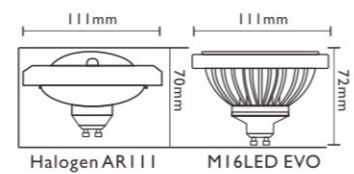
16W EPISTAR LED	SDCM (2.5)	CRI >90	PF >0,5	INSTANT	Dimmerabile
LMF 0.96	SF 0.90	20000	Hg	GARANZIA ANNI 4	LONG LIFE 40000

MI6LED EVO DIMMERABILE

codice	W	W	V	attacco	colore	lumen360°/cd	lumen90°	fascio	imballo
code	W	W	V	base	colour	lumen360°/cd	lumen90°	beam	packing
21514	16	117(ERP)	220-240	GU10	3000°K	1020/1550	990	25°/45°	10/50

- Dimmerabile con la maggior parte dei dimmers in commercio. Dimmerabilità garantita con i dimmers per lampade LED. Vedi pagina 166.

Dimmable with most of the dimmers available on the market. Dimmability guaranteed with dimmers for LED bulbs. See page 166.



MI6LED EVO DIMMERABILE

Parte posteriore/Back of bulb
Hook

Smontaggio riflettore 45°
45° reflector removal

Installazione riflettore 25°
25° reflector installation

Aprire i ganci con cacciavite/
Open hooks by screwdriver

Fissare il riflettore tramite i ganci
Fix the reflector through the hooks

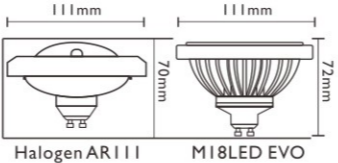
PRO MI8LED EVO

G

18W EPISTAR LED	SDCM (3.9)	CRI >80	PF >0,5	INSTANT	
LMF 0.96	SF 0.90	20000	Hg	GARANZIA ANNI 4	LONG LIFE 40000

MI8LED EVO

codice	W	W	V	attacco	colore	lumen360°/cd	lumen90°	fascio	imballo
code	W	W	V	base	colour	lumen360°/cd	lumen90°	beam	packing
21402	18	194(ERP)	220-240	GU10	3000°K	1580/2357	1530	25°/45°	10/50
21408	18	201(ERP)	220-240	GU10	4000°K	1630/2466	1580	25°/45°	10/50



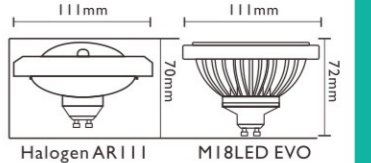
PRO MI8LED EVO

G

18W EPISTAR LED	SDCM (3.9)	CRI >80	PF >0,5	INSTANT	
LMF 0.96	SF 0.90	20000	Hg	GARANZIA ANNI 4	LONG LIFE 40000

MI8LED EVO

codice	W	W	V	attacco	colore	lumen360°/cd	lumen90°	fascio	imballo
code	W	W	V	base	colour	lumen360°/cd	lumen90°	beam	packing
21404	18	194(ERP)	220-240	GU10	3000°K	1580/2357	1530	25°/45°	10/50
21410	18	201(ERP)	220-240	GU10	4000°K	1630/2466	1580	25°/45°	10/50



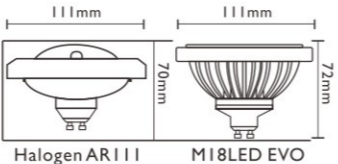
PRO MI8LED EVO

G

18W EPISTAR LED	SDCM (3.9)	CRI >80	PF >0,5	INSTANT	
LMF 0.96	SF 0.90	20000	Hg	GARANZIA ANNI 4	LONG LIFE 40000

MI8LED EVO

codice	W	W	V	attacco	colore	lumen360°/cd	lumen90°	fascio	imballo
code	W	W	V	base	colour	lumen360°/cd	lumen90°	beam	packing
21403	18	194(ERP)	220-240	GU10	3000°K	1580/2357	1530	25°/45°	10/50
21409	18	201(ERP)	220-240	GU10	4000°K	1630/2466	1580	25°/45°	10/50



MI8LED EVO

Parte posteriore/Back of bulb
Hook

Smontaggio riflettore 45°
45° reflector removal

Installazione riflettore 25°
25° reflector installation

Aprire i ganci con cacciavite/
Open hooks by screwdriver

Fissare il riflettore tramite i ganci
Fix the reflector through the hooks

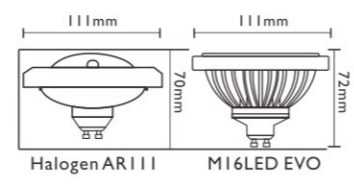
PRO MI6LED EVO

G

16W EPISTAR LED	SDCM (2.7)	CRI >80	PF >0,5	INSTANT	
LMF 0.96	SF 0.90	20000	Hg	GARANZIA ANNI 4	LONG LIFE 40000

MI6LED EVO

codice	W	W	V	attacco	colore	lumen360°/cd	lumen90°	fascio	imballo
code	W	W	V	base	colour	lumen360°/cd	lumen90°	beam	packing
21412	16	137(ERP)	220-240	GU10	3000°K	1190/2055	1150	25°/45°	10/50
21411	16	143(ERP)	220-240	GU10	4000°K	1230/2201	1190	25°/45°	10/50



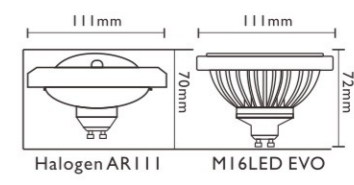
PRO MI6LED EVO

G

16W EPISTAR LED	SDCM (2.7)	CRI >80	PF >0,5	INSTANT	
LMF 0.96	SF 0.90	20000	Hg	GARANZIA ANNI 4	LONG LIFE 40000

MI6LED EVO

codice	W	W	V	attacco	colore	lumen360°/cd	lumen90°	fascio	imballo
code	W	W	V	base	colour	lumen360°/cd	lumen90°	beam	packing
21413	16	137(ERP)	220-240	GU10	3000°K	1190/2055	1150	25°/45°	10/50
21398	16	143(ERP)	220-240	GU10	4000°K	1230/2201	1190	25°/45°	10/50



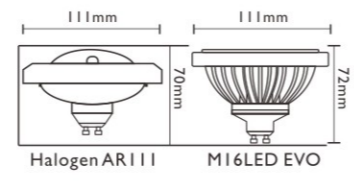
PRO MI6LED EVO

G

16W EPISTAR LED	SDCM (2.7)	CRI >80	PF >0,5	INSTANT	
LMF 0.96	SF 0.90	20000	Hg	GARANZIA ANNI 4	LONG LIFE 40000

MI6LED EVO

codice	W	W	V	attacco	colore	lumen360°/cd	lumen90°	fascio	imballo
code	W	W	V	base	colour	lumen360°/cd	lumen90°	beam	packing
21414	16	137(ERP)	220-240	GU10	3000°K	1190/2055	1150	25°/45°	10/50
21397	16	143(ERP)	220-240	GU10	4000°K	1230/2201	1190	25°/45°	10/50



MI6LED EVO

Parte posteriore/Back of bulb
Hook

Smontaggio riflettore 45°
45° reflector removal

Installazione riflettore 25°
25° reflector installation

Aprire i ganci con cacciavite/
Open hooks by screwdriver

Fissare il riflettore tramite i ganci
Fix the reflector through the hooks

PRO MI6LED EVO DIMMERABILE

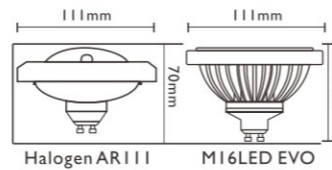
G Dimmerabile

MI6LED EVO DIMMERABILE

codice	W	W	V	attacco	colore	lumen360°/cd	lumen90°	fascio	imballo
code	W	W	V	base	colour	lumen360°/cd	lumen90°	beam	packing
21483	16	123(ERP)	220-240	GU10	2700°K	1090/2055	1060	25°/45°	10/50
21421	16	123(ERP)	220-240	GU10	3000°K	1090/2055	1060	25°/45°	10/50

- Dimmerabile con la maggior parte dei dimmers in commercio. Dimmerabilità garantita con i dimmers per lampade LED. Vedi pagina 166.

Dimmable with most of the dimmers available on the market. Dimmability guaranteed with dimmers for LED bulbs. See page 166.



PRO MI6LED EVO DIMMERABILE

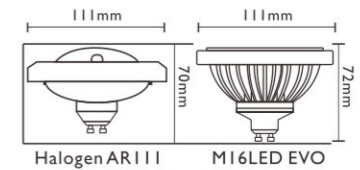
G Dimmerabile

MI6LED EVO DIMMERABILE

codice	W	W	V	attacco	colore	lumen360°/cd	lumen90°	fascio	imballo
code	W	W	V	base	colour	lumen360°/cd	lumen90°	beam	packing
21485	16	123(ERP)	220-240	GU10	2700°K	1090/2055	1060	25°/45°	10/50
21423	16	123(ERP)	220-240	GU10	3000°K	1090/2055	1060	25°/45°	10/50

- Dimmerabile con la maggior parte dei dimmers in commercio. Dimmerabilità garantita con i dimmers per lampade LED. Vedi pagina 166.

Dimmable with most of the dimmers available on the market. Dimmability guaranteed with dimmers for LED bulbs. See page 166.



PRO MI6LED EVO DIMMERABILE

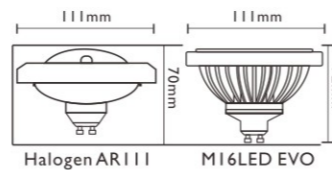
G Dimmerabile

MI6LED EVO DIMMERABILE

codice	W	W	V	attacco	colore	lumen360°/cd	lumen90°	fascio	imballo
code	W	W	V	base	colour	lumen360°/cd	lumen90°	beam	packing
21484	16	123(ERP)	220-240	GU10	2700°K	1090/2055	1060	25°/45°	10/50
21422	16	123(ERP)	220-240	GU10	3000°K	1090/2055	1060	25°/45°	10/50

- Dimmerabile con la maggior parte dei dimmers in commercio. Dimmerabilità garantita con i dimmers per lampade LED. Vedi pagina 166.

Dimmable with most of the dimmers available on the market. Dimmability guaranteed with dimmers for LED bulbs. See page 166.



MI6LED EVO DIMMERABILE

Parte posteriore/Back of bulb
Hook

Smontaggio riflettore 45°
45° reflector removal


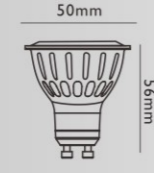
Installazione riflettore 25°
25° reflector installation

Aprire i ganci con cacciavite/
Open hooks by screwdriver

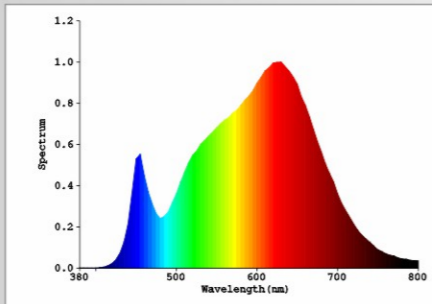
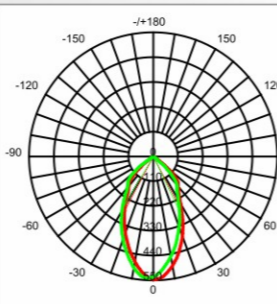
Fissare il riflettore tramite i ganci
Fix the reflector through the hooks

PRO CRI>90 RFL-COB-7

F

7W EPISTAR COB	SDCM 4.5	CRI >90	PF >0,5	INSTANT	
LMF 0.96	SF 0.90	20000	Hg	GARANZIA ANNI 4	LONG LIFE 40000


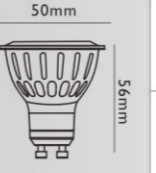



RFL-COB-7

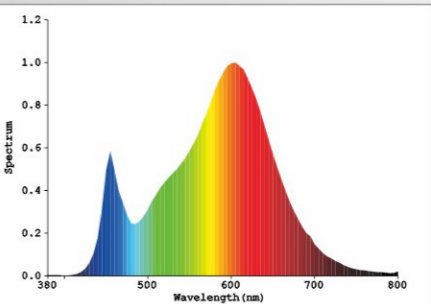
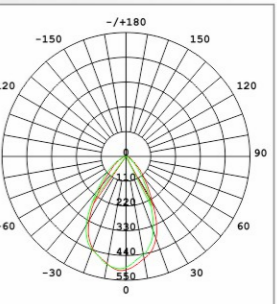
codice	W	W	V	attacco	colore	lumen360°/cd	lumen90°	fascio	imballo
code	W	W	V	base	colour	lumen360°/cd	lumen90°	beam	packing
21516	7	74(ERP)	220-240	GU10	3000°K	550/545	530	60°	10/100

PRO RFL-COB-7

F

7W EPISTAR COB	SDCM 4.3	CRI >80	PF >0,5	INSTANT	
LMF 0.96	SF 0.90	20000	Hg	GARANZIA ANNI 4	LONG LIFE 40000


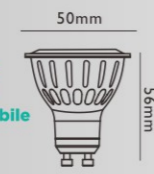



RFL-COB-7

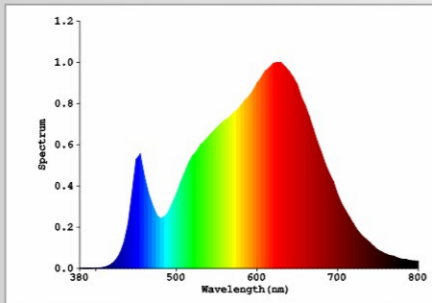
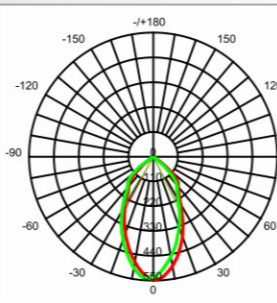
codice	W	W	V	attacco	colore	lumen360°/cd	lumen90°	fascio	imballo
code	W	W	V	base	colour	lumen360°/cd	lumen90°	beam	packing
21430	7	84(ERP)	220-240	GU10	2700°K	630/583	610	60°	10/100
21132	7	84(ERP)	220-240	GU10	3000°K	630/583	610	60°	10/100
21190	7	85(ERP)	220-240	GU10	4000°K	640/602	620	60°	10/100

PRO CRI>90 RFL-COB-7 DIMMERABILE

G

7W EPISTAR COB	SDCM 4.5	CRI >90	PF >0,5	INSTANT	Dimmerabile
LMF 0.96	SF 0.90	20000	Hg	GARANZIA ANNI 4	LONG LIFE 40000

RFL-COB-7 DIMMERABILE


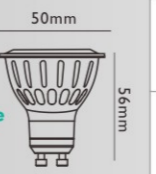
codice	W	W	V	attacco	colore	lumen360°/cd	lumen90°	fascio	imballo
code	W	W	V	base	colour	lumen360°/cd	lumen90°	beam	packing
21517	7	74(ERP)	220-240	GU10	3000°K	450/545	430	60°	10/100

- Dimmerabile con la maggior parte dei dimmers in commercio. Dimmerabilità garantita con i dimmers per lampade LED. Vedi pagina 166.

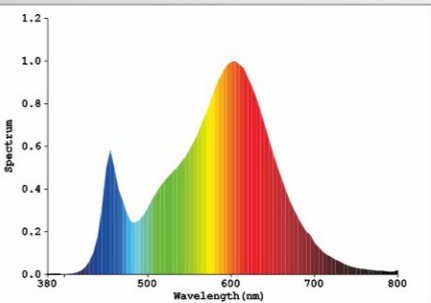
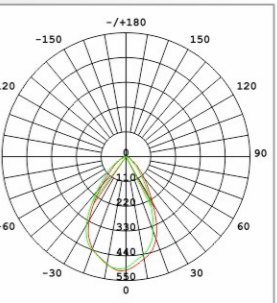
Dimmable with most of the dimmers available on the market. Dimmability guaranteed with dimmers for LED bulbs. See page 166.

PRO RFL-COB-7 DIMMERABILE

F

7W EPISTAR COB	SDCM 4.3	CRI >80	PF >0,5	INSTANT	Dimmerabile
LMF 0.96	SF 0.90	20000	Hg	GARANZIA ANNI 4	LONG LIFE 40000

RFL-COB-7 DIMMERABILE


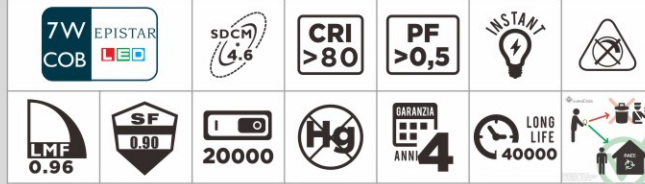
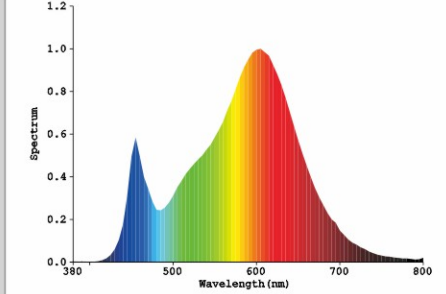
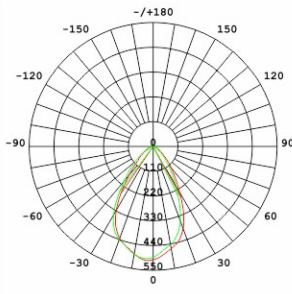
codice	W	W	V	attacco	colore	lumen360°/cd	lumen90°	fascio	imballo
code	W	W	V	base	colour	lumen360°/cd	lumen90°	beam	packing
21391	7	74(ERP)	220-240	GU10	3000°K	550/583	530	60°	10/100

- Dimmerabile con la maggior parte dei dimmers in commercio. Dimmerabilità garantita con i dimmers per lampade LED. Vedi pagina 166.

Dimmable with most of the dimmers available on the market. Dimmability guaranteed with dimmers for LED bulbs. See page 166.

PRO RFL-COB-7

F

RFL-COB-7

codice	W	W	V	attacco	colore	lumen360°/cd	lumen90°	fascio	imballo
code	W	W	V	base	colour	lumen360°/cd	lumen90°	beam	packing
21131	7	49(ERP)	I2AC/DC	GU5,3	3000°K	630/507	610	60°	10/100
21189	7	49(ERP)	I2AC/DC	GU5,3	4000°K	640/518	620	60°	10/100

• Questa lampada può operare con tutti i trasformatori elettromeccanici e la maggior parte di quelli elettronici. I nostri trasformatori elettronici per lampade LED sono assolutamente compatibili. Vedi pag. 165

This lamp can work with all electro-magnetic transformers and with most electronic ones. Our electronic transformers for LED lamps are perfectly compatible. See page 165



PRO CRI>90 DICROLED I0_HIGH INTENSITY

G

50mm
56mm

6.5W EPISTAR	SDCM 2.7	CRI >90	PF >0,5	INSTANT	
LMF 0.96	SF 0.90	20000	Hg	GARANZIA ANNI 4	LONG LIFE 40000

DICROLED I0

codice	W	W	V	attacco	colore	lumen360°/cd	lumen90°	fascio	imballo
code	W	W	V	base	colour	lumen360°/cd	lumen90°	beam	packing
21518	6.5	45(ERP)	220-240	GU10	3000°K	360/4106	350	10°	10/100

PRO DICROLED I0_HIGH INTENSITY

G

50mm
48mm

6.5W EPISTAR	SDCM 4.6	CRI >80	PF >0,5	INSTANT	
LMF 0.96	SF 0.90	20000	Hg	GARANZIA ANNI 4	LONG LIFE 40000

DICROLED I0

codice	W	W	V	attacco	colore	lumen360°/cd	lumen90°	fascio	imballo
code	W	W	V	base	colour	lumen360°/cd	lumen90°	beam	packing
21601	6.5	41(ERP)	12 AC/DC	GU5,3	3000°K	400/5127	390	10°	10/100
21602	6.5	41(ERP)	12 AC/DC	GU5,3	4000°K	410/5127	400	10°	10/100

PRO DICROLED I0_HIGH INTENSITY

G

50mm
56mm

6.5W EPISTAR	SDCM 4.6	CRI >80	PF >0,5	INSTANT	
LMF 0.96	SF 0.90	20000	Hg	GARANZIA ANNI 4	LONG LIFE 40000


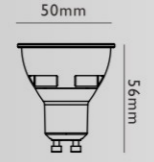
DICROLED I0

codice	W	W	V	attacco	colore	lumen360°/cd	lumen90°	fascio	imballo
code	W	W	V	base	colour	lumen360°/cd	lumen90°	beam	packing
21425	6.5	55(ERP)	220-240	GU10	3000°K	400/5127	390	10°	10/100
21426	6.5	57(ERP)	220-240	GU10	4000°K	410/5127	400	10°	10/100

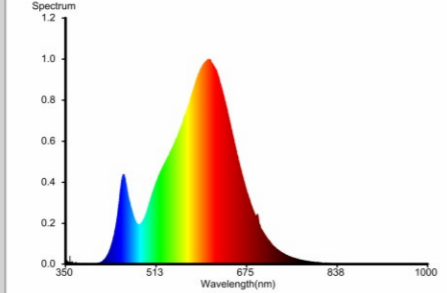
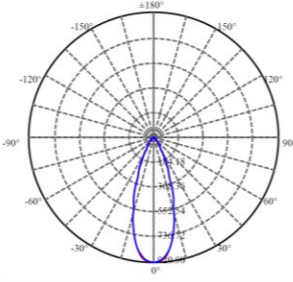


PRO PRO-DICRO38

F

4.5W CREE COB LED	SDCM ≤ 5	CRI >80	PF >0,5	INSTANT	
LMF 0.96	SF 0.90	20000	Hg	GARANZIA ANNI 4	LONG LIFE 40000


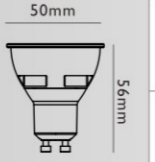



PRO-DICRO38

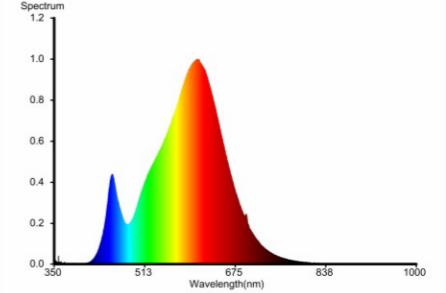
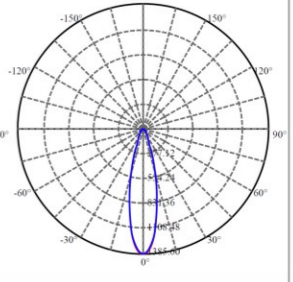
codice	W	W	V	attacco	colore	lumen360°/cd	lumen90°	fascio	imballo
code	W	W	V	base	colour	lumen360°/cd	lumen90°	beam	packing
21595	4.5	51(ERP)	100-240	GU10	2700°K	391/808	355	38°	10/100
21596	4.5	54(ERP)	100-240	GU10	3000°K	421/868	382	38°	10/100
21597	4.5	57(ERP)	100-240	GU10	4000°K	446/920	405	38°	10/100

PRO PRO-DICRO24

F

4.5W CREE COB LED	SDCM ≤ 5	CRI >80	PF >0,5	INSTANT	
LMF 0.96	SF 0.90	20000	Hg	GARANZIA ANNI 4	LONG LIFE 40000



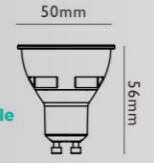



PRO-DICRO24

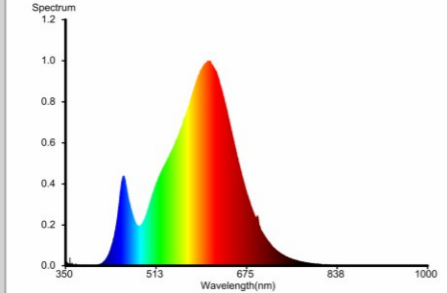
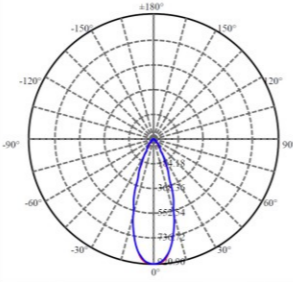
codice	W	W	V	attacco	colore	lumen360°/cd	lumen90°	fascio	imballo
code	W	W	V	base	colour	lumen360°/cd	lumen90°	beam	packing
21603	4.5	47(ERP)	100-240	GU10	2700°K	374/1204	325	24°	10/100
21604	4.5	50(ERP)	100-240	GU10	3000°K	400/1294	348	24°	10/100
21605	4.5	53(ERP)	100-240	GU10	4000°K	430/1385	374	24°	10/100

PRO PRO-DICRO38 DIMMERABILE

F

4.5W CREE COB LED	SDCM ≤ 5	CRI >80	PF >0,5	INSTANT	Dimmerabile
LMF 0.96	SF 0.90	20000	Hg	GARANZIA ANNI 4	LONG LIFE 40000

PRO-DICRO38 DIMMERABILE



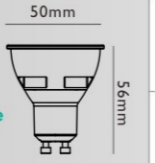
codice	W	W	V	attacco	colore	lumen360°/cd	lumen90°	fascio	imballo
code	W	W	V	base	colour	lumen360°/cd	lumen90°	beam	packing
21598	4.5	51(ERP)	220-240	GU10	2700°K	391/808	355	38°	10/100
21599	4.5	54(ERP)	220-240	GU10	3000°K	421/868	382	38°	10/100

- Dimmerabile con la maggior parte dei dimmers in commercio. Dimmerabilità garantita con i dimmers per lampade LED. Vedi pagina 166.

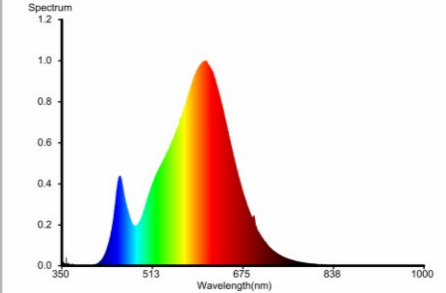
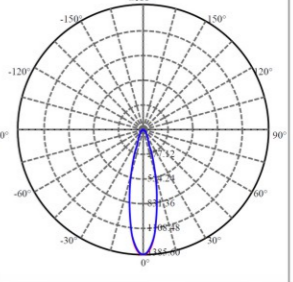
Dimmable with most of the dimmers available on the market. Dimmability guaranteed with dimmers for LED bulbs. See page 166.

PRO PRO-DICRO24 DIMMERABILE

F

4.5W CREE COB LED	SDCM ≤ 5	CRI >80	PF >0,5	INSTANT	Dimmerabile
LMF 0.96	SF 0.90	20000	Hg	GARANZIA ANNI 4	LONG LIFE 40000


PRO-DICRO24 DIMMERABILE

codice	W	W	V	attacco	colore	lumen360°/cd	lumen90°	fascio	imballo
code	W	W	V	base	colour	lumen360°/cd	lumen90°	beam	packing
21606	4.5	47(ERP)	220-240	GU10	2700°K	374/1204	325	24°	10/100
21607	4.5	50(ERP)	220-240	GU10	3000°K	400/1294	348	24°	10/100

- Dimmerabile con la maggior parte dei dimmers in commercio. Dimmerabilità garantita con i dimmers per lampade LED. Vedi pagina 166.

Dimmable with most of the dimmers available on the market. Dimmability guaranteed with dimmers for LED bulbs. See page 166.

T38LED



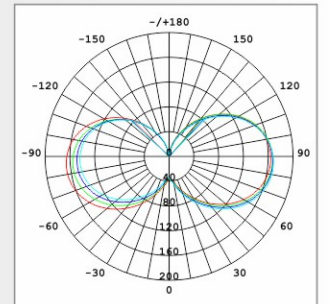
PRO T38LED 15 ALTA_EFFICIENZA/HIGH EFFICIENCY



D



15W EPISTAR LED	SDCM 4.6	CRI >80	PF >0,5	INSTANT	HIGH EFFICIENCY
LMF 0.96	SF 0.90	20000	Hg	GARANZIA ANNI 4	LONG LIFE 40000



T38LED 15

codice code	W	W W	V V	attacco base	colore colour	lumen	fascio beam	imballo packing
21586	15	136(ERP)	220-240	E27	2700°K	2200	330°	10/50
21587	15	136(ERP)	220-240	E27	3000°K	2200	330°	10/50
21652	15	139(ERP)	220-240	E27	4000°K	2250	330°	10/50

PRO T38LED 15 DIMMERABILE ALTA_EFFICIENZA/HIGH EFFICIENCY

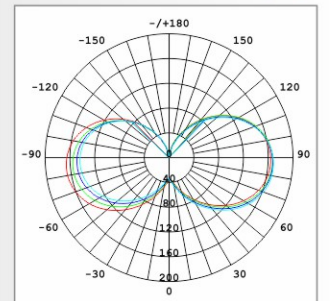


E



15W EPISTAR LED	SDCM 4.6	CRI >80	PF >0,5	INSTANT	Dimmerabile
LMF 0.96	SF 0.90	20000	Hg	GARANZIA ANNI 4	LONG LIFE 40000

Dimmerabile



T38LED 15 DIMMERABILE

codice code	W	W W	V V	attacco base	colore colour	lumen	fascio beam	imballo packing
21588	15	125(ERP)	220-240	E27	2700°K	2000	330°	10/50
21589	15	125(ERP)	220-240	E27	3000°K	2000	330°	10/50

- Dimmerabile con la maggior parte dei dimmers in commercio. Dimmerabilità garantita con i dimmers per lampade LED. Vedi pagina 166.

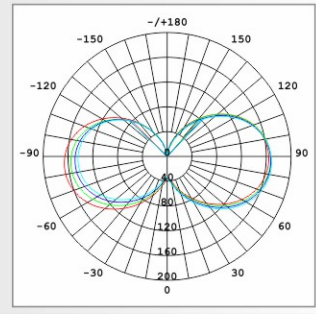
Dimmable with most of the dimmers available on the market. Dimmability guaranteed with dimmers for LED bulbs. See page 166.

PRO T38LED I3

E

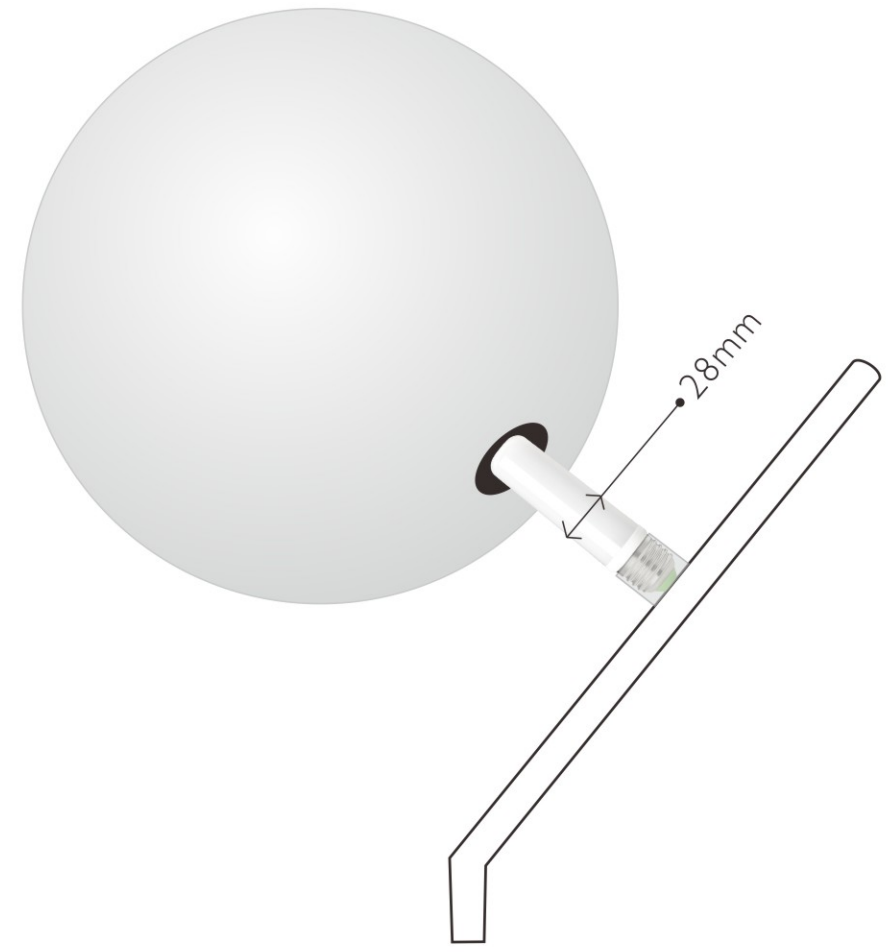


3W EPISTAR	SDCM 4,6	CRI >80	PF >0,5	INSTANT	
LMF 0.96	SF 0.90	20000	Hg	GARANZIA ANNI 4	LONG LIFE 40000



T38LED I3								
codice	W	W	V	attacco	colore	lumen	fascio	imballo
code	W	W	V	base	colour	lumen	beam	packing
21451	I3	98(ERP)	220-240	E27	2700°K	1500	330°	10/50

T28LED

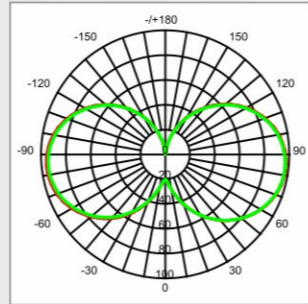
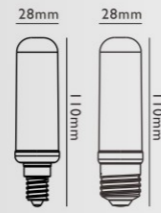


PRO T28LED 8_EVO ALTA EFFICIENZA/HIGH EFFICIENCY



E

8W EPISTAR	SDCM 4,6	CRI >80	PF >0,5	INSTANT	High Efficiency
LMF 0.96	SF 0.90	20000	Hg	GARANZIA ANNI 4	LONG LIFE 40000



T28LED 8_EVO

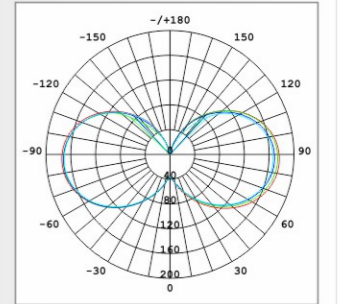
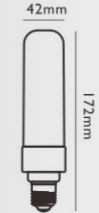
codice code	W	W	V	attacco base	colore colour	lumen	fascio beam	imballo packing
21633	8	68(ERP)	220-240	E14	3000°K	950	330°	10/50
21634	8	71(ERP)	220-240	E14	4000°K	1000	330°	10/50
21635	8	68(ERP)	220-240	E27	3000°K	950	330°	10/50
21636	8	71(ERP)	220-240	E27	4000°K	1000	330°	10/50

PRO T42LED 13 ALTA EFFICIENZA/HIGH EFFICIENCY



E

13W EPISTAR	SDCM 0,9	CRI >80	PF >0,5	INSTANT	High Efficiency
LMF 0.96	SF 0.90	20000	Hg	GARANZIA ANNI 4	LONG LIFE 40000



T42LED 13

codice code	W	W	V	attacco base	colore colour	lumen	fascio beam	imballo packing
21223	13	96(ERP)	220-240	E27	3000°K	1450	330°	10/50
21224	13	98(ERP)	220-240	E27	4000°K	1500	330°	10/50

PRO T28LED 8 DIMMERABILE_EVO ALTA EFFICIENZA/HIGH EFFICIENCY

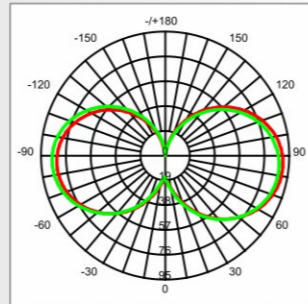
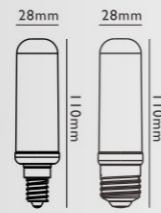


E

8W EPISTAR	SDCM 4,6	CRI >80	PF >0,5	INSTANT	Dimmerabile
LMF 0.96	SF 0.90	20000	Hg	GARANZIA ANNI 4	LONG LIFE 40000



Dimmerabile



T28LED 8 DIMMERABILE_EVO

codice code	W	W	V	attacco base	colore colour	lumen	fascio beam	imballo packing
21637	8	65(ERP)	220-240	E27	2700°K	900	330°	10/50
21638	8	65(ERP)	220-240	E27	3000°K	900	330°	10/50
21639	8	65(ERP)	220-240	E14	2700°K	900	330°	10/50
21640	8	65(ERP)	220-240	E14	3000°K	900	330°	10/50

• Dimmerabile con la maggior parte dei dimmers in commercio. Dimmerabilità garantita con i dimmers per lampade LED. Vedi pagina 166.

Dimmable with most of the dimmers available on the market. Dimmability guaranteed with dimmers for LED bulbs. See page 166.

PRO GOCCIALED EVO COMPACT ALTA_EFFICIENZA/HIGH EFFICIENCY



E

16W EPISTAR LED	SDCM (2.5)	CRI >80	PF >0,5	INSTANT	High Efficiency
LMF 0.96	SF 0.90	20000	Hg	GARANZIA ANNI 4	LONG LIFE 40000

GOCCIALED EVO COMPACT

codice	W	W	V	attacco	colore	lumen	fascio	imballo
code	W	W	V	base	colour	lumen	beam	packing
21329	16	123(ERP)	220-240	E27	2700°K	1950	240°	10/50
21330	16	125(ERP)	220-240	E27	4000°K	2000	240°	10/50

PRO GOCCIALED DECO DIMMERABILE

F

9W EPISTAR LED	SDCM (0.6)	CRI >80	PF >0,5	INSTANT	Dimmerabile
LMF 0.96	SF 0.90	20000	Hg	GARANZIA ANNI 4	LONG LIFE 40000

GOCCIALED DECO DIMMERABILE

codice	W	W	V	attacco	colore	lumen	fascio	imballo
code	W	W	V	base	colour	lumen	beam	packing
21098	9	65(ERP)	220-240	E27	2700°K	900	270°	10/50

- Dimmerabile con la maggior parte dei dimmers in commercio. Dimmerabilità garantita con i dimmers per lampade LED. Vedi pagina 166.

Dimmable with most of the dimmers available on the market. Dimmability guaranteed with dimmers for LED bulbs. See page 166.

PRO GOCCIALED EVO COMPACT DIMMERABILE ALTA_EFFICIENZA/HIGH EFFICIENCY



E

16W EPISTAR LED	SDCM (2.5)	CRI >80	PF >0,5	INSTANT	Dimmerabile
LMF 0.96	SF 0.90	20000	Hg	GARANZIA ANNI 4	LONG LIFE 40000

GOCCIALED EVO COMPACT DIMMERABILE

codice	W	W	V	attacco	colore	lumen	fascio	imballo
code	W	W	V	base	colour	lumen	beam	packing
21332	16	117(ERP)	220-240	E27	2700°K	1850	240°	10/50

- Dimmerabile con la maggior parte dei dimmers in commercio. Dimmerabilità garantita con i dimmers per lampade LED. Vedi pagina 166.

Dimmable with most of the dimmers available on the market. Dimmability guaranteed with dimmers for LED bulbs. See page 166.

PRO GOCCIALED RELE'/RELAY

F

10W EPISTAR LED
SDCM 1.4
CRI >80
PF >0,5
INSTANT
LMF 0.96
SF 0.90
20000
Hg
GARANZIA ANNI 4
LONG LIFE 40000

Per/For RELE'/RELAY

60mm
110mm

GOCCIALED RELE'/RELAY

codice code	W	W	V	attacco base	colore colour	lumen lumen	fascio beam	imballo packing
21492	10	71(ERP)	220-240	E27	3000°K	1000	270°	10/50
21493	10	74(ERP)	220-240	E27	4000°K	1050	270°	10/50

PRO GLOBOLED EVO


F

22W EPISTAR LED
SDCM 4.6
CRI >80
PF >0,5
INSTANT
LMF 0.96
SF 0.90
20000
Hg
GARANZIA ANNI 4
LONG LIFE 40000

120mm
152mm

GLOBOLED EVO

codice code	W	W	V	attacco base	colore colour	lumen lumen	fascio beam	imballo packing
21325	22	140(ERP)	220-240	E27	2700°K	2270	330°	5/20
21326	22	141(ERP)	220-240	E27	4000°K	2300	330°	5/20
21327	22	144(ERP)	220-240	E27	6000°K	2350	330°	5/20



PRO GLOBOLED EVO DIMMERABILE ALTA EFFICIENZA/HIGH EFFICIENCY

F

20W EPISTAR LED
SDCM 4.6
CRI >80
PF >0,5
INSTANT
LMF 0.96
SF 0.90
20000
Hg
GARANZIA ANNI 4
LONG LIFE 40000

Dimmerabile

120mm
152mm

GOCCIALED EVO DIMMERABILE


codice code	W	W	V	attacco base	colore colour	lumen lumen	fascio beam	imballo packing
21328	20	133(ERP)	220-240	E27	2700°K	2150	330°	5/20

- Dimmerabile con la maggior parte dei dimmers in commercio. Dimmerabilità garantita con i dimmers per lampade LED. Vedi pagina 166.

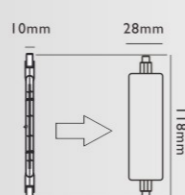
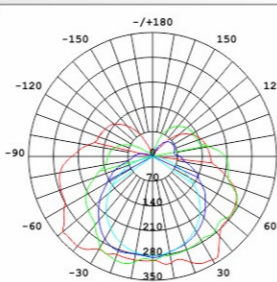
Dimmable with most of the dimmers available on the market. Dimmability guaranteed with dimmers for LED bulbs. See page 166.

PRO LINEARELED EVO 14

E



14W EPISTAR LED	SDCM 2.0	CRI >80	PF >0,5	INSTANT	
LMF 0.96	SF 0.90	20000	Hg	GARANZIA ANNI 4	LONG LIFE 40000





LINEARELED EVO 14

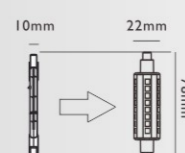
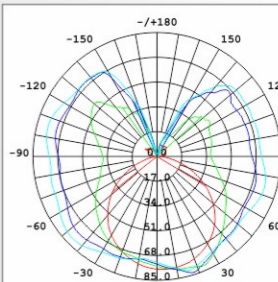
codice code	W W	W W	V V	attacco base	colore colour	lumen lumen	fascio beam	imballo packing
21432	14	114(ERP)	220-240	R7s	3000°K	1800	180°	20/200
21433	14	117(ERP)	220-240	R7s	4000°K	1850	180°	20/200

PRO LINEARELED EVO 360

E



6W EPISTAR LED	SDCM 2.6	CRI >80	PF >0,5	INSTANT	
LMF 0.96	SF 0.90	20000	Hg	GARANZIA ANNI 4	LONG LIFE 40000





LINEARELED EVO 360 78MM

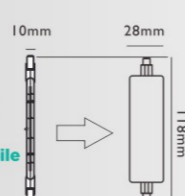
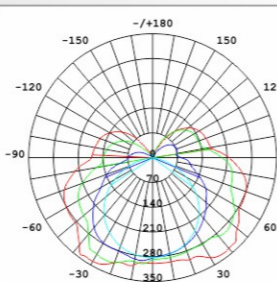
codice code	W W	W W	V V	attacco base	colore colour	lumen lumen	fascio beam	imballo packing
21208	6	53(ERP)	220-240	R7s	3000°K	700	360°	20/200
21209	6	56(ERP)	220-240	R7s	4000°K	750	360°	20/200

PRO LINEARELED EVO 14 DIMMERABILE

E



14W EPISTAR LED	SDCM 2.0	CRI >80	PF >0,5	INSTANT	Dimmerabile
LMF 0.96	SF 0.90	20000	Hg	GARANZIA ANNI 4	LONG LIFE 40000

LINEARELED EVO 14 DIMMERABILE


codice code	W W	W W	V V	attacco base	colore colour	lumen lumen	fascio beam	imballo packing
21434	14	109(ERP)	220-240	R7s	3000°K	1700	180°	20/200
21435	14	114(ERP)	220-240	R7s	4000°K	1800	180°	20/200

- Dimmerabile con la maggior parte dei dimmers in commercio. Dimmerabilità garantita con i dimmers per lampade LED. Vedi pagina 166.

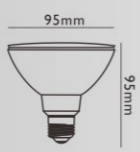
Dimmable with most of the dimmers available on the market. Dimmability guaranteed with dimmers for LED bulbs. See page 166.

PRO PAR30LED ALU

G

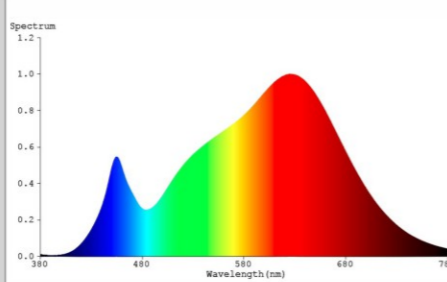
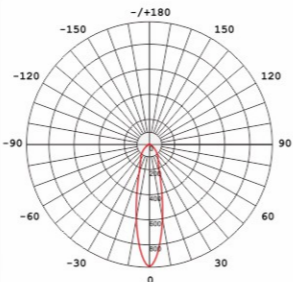


95mm



95mm

10W	BRIDGELUX LED	SDCM <6	CRI >80	PF >0,5	INSTANT	
LMF 0.96	SF 0.90	20000	Hg	GARANZIA ANNI 4	LONG LIFE 40000	


PAR30LED ALU

codice	W	W	V	attacco	colore	lumen360°	lumen90°	fascio	imballo
code	W	W	V	base	colour	lumen360°	lumen90°	beam	packing
21347	10	91(ERP)	220-240	E27	3000°K	800	780	40°	6/24

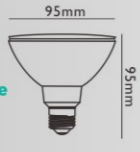


PRO PAR30LED ALU DIMMERABILE

G

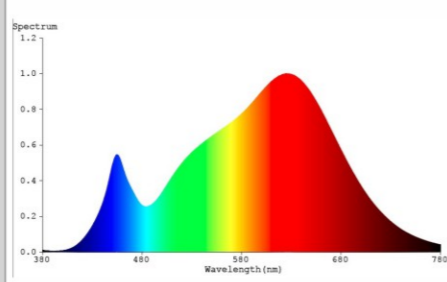
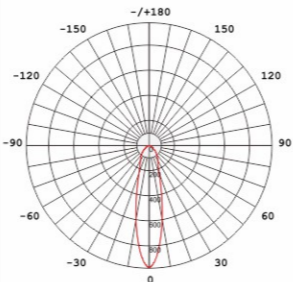


95mm



95mm

10W	BRIDGELUX LED	SDCM <6	CRI >80	PF >0,85	INSTANT	Dimmerabile
LMF 0.96	SF 0.90	20000	Hg	GARANZIA ANNI 4	LONG LIFE 40000	

PAR30LED ALU DIMMERABILE

codice	W	W	V	attacco	colore	lumen360°	lumen90°	fascio	imballo
code	W	W	V	base	colour	lumen360°	lumen90°	beam	packing
21350	10	91(ERP)	220-240	E27	3000°K	800	780	40°	6/24




- Dimmerabile con la maggior parte dei dimmers in commercio. Dimmerabilità garantita con i dimmers per lampade LED. Vedi pagina 166.

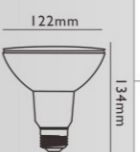
Dimmable with most of the dimmers available on the market. Dimmability guaranteed with dimmers for LED bulbs. See page 166.

PRO PAR38LED ALU

F

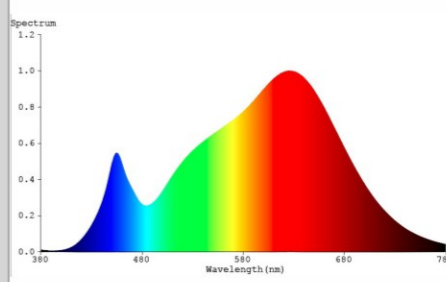
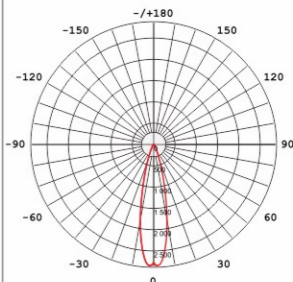


122mm



134mm

15W	BRIDGELUX LED	SDCM <6	CRI >80	PF >0,5	INSTANT	
LMF 0.96	SF 0.90	20000	Hg	GARANZIA ANNI 4	LONG LIFE 40000	


PAR38LED ALU

codice	W	W	V	attacco	colore	lumen360°	lumen90°	fascio	imballo
code	W	W	V	base	colour	lumen360°	lumen90°	beam	packing
21348	15	152(ERP)	220-240	E27	3000°K	1400	1300	40°	6/24

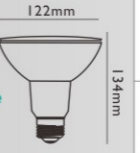


PRO PAR38LED ALU DIMMERABILE

F

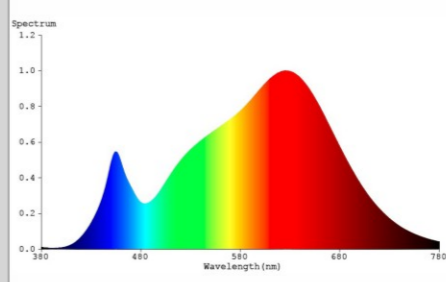
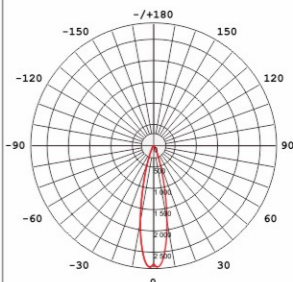


122mm



134mm

15W	BRIDGELUX LED	SDCM <6	CRI >80	PF >0,5	INSTANT	Dimmerabile
LMF 0.96	SF 0.90	20000	Hg	GARANZIA ANNI 4	LONG LIFE 40000	

PAR38LED ALU DIMMERABILE

codice	W	W	V	attacco	colore	lumen360°	lumen90°	fascio	imballo
code	W	W	V	base	colour	lumen360°	lumen90°	beam	packing
21351	15	152(ERP)	220-240	E27	3000°K	1400	1300	40°	6/24



- Dimmerabile con la maggior parte dei dimmers in commercio. Dimmerabilità garantita con i dimmers per lampade LED. Vedi pagina 166.

Dimmable with most of the dimmers available on the market. Dimmability guaranteed with dimmers for LED bulbs. See page 166.

PRO PAR20LED EVO

G

PAR20LED EVO

codice	W	W	V	attacco	colore	lumen360°	lumen90°	fascio	imballo
code	W	W	V	base	colour	lumen360°	lumen90°	beam	packing
21106	6	57(ERP)	220-240	E27	3000°K	420	410	25°	10/50

PRO PAR38LED EVO

F

PAR38LED EVO

codice	W	W	V	attacco	colore	lumen360°	lumen90°	fascio	imballo
code	W	W	V	base	colour	lumen360°	lumen90°	beam	packing
21074	15	135(ERP)	220-240	E27	3000°K	1200	1160	30°	5/30



PRO PAR30LED EVO

G

PAR30LED EVO

codice	W	W	V	attacco	colore	lumen360°	lumen90°	fascio	imballo
code	W	W	V	base	colour	lumen360°	lumen90°	beam	packing
21107	10	80(ERP)	220-240	E27	3000°K	700	680	30°	10/40



PRO PAR20LED IP65

F

63mm 63mm 89mm

6W EPISTAR	SDCM 4.4	CRI >80	PF >0,5	INSTANT	
LMF 0.96	SF 0.90	20000	Hg	GARANZIA ANNI 4	LONG LIFE 40000

PAR20LED IP65

codice	W	W	V	attacco	colore	lumen360°	lumen90°	fascio	imballo
code	W	W	V	base	colour	lumen360°	lumen90°	beam	packing
21672	6	70(ERP)	220-240	E27	3000°K	550	530	40°	10/50

PAR20LED IP65

codice	W	W	V	attacco	colore	lumen360°	lumen120°	fascio	imballo
code	W	W	V	base	colour	lumen360°	lumen120°	beam	packing
21673	6	69(ERP)	220-240	E27	3000°K	550	520	115°	10/50



PRO PAR20LED IP65 DIMMERABILE

F

63mm 63mm 89mm

6W EPISTAR	SDCM 4.4	CRI >80	PF >0,5	INSTANT	Dimmerabile
LMF 0.96	SF 0.90	20000	Hg	GARANZIA ANNI 4	LONG LIFE 40000

PAR20LED IP65

codice	W	W	V	attacco	colore	lumen360°	lumen90°	fascio	imballo
code	W	W	V	base	colour	lumen360°	lumen90°	beam	packing
21678	6	66(ERP)	220-240	E27	3000°K	520	500	40°	10/50



- Dimmerabile con la maggior parte dei dimmers in commercio. Dimmerabilità garantita con i dimmers per lampade LED. Vedi pagina 166.

Dimmable with most of the dimmers available on the market. Dimmability guaranteed with dimmers for LED bulbs. See page 166.

PRO PAR30LED IP65

F

95mm 96mm 94mm

10W EPISTAR	SDCM 3.2	CRI >80	PF >0,5	INSTANT	
LMF 0.96	SF 0.90	20000	Hg	GARANZIA ANNI 4	LONG LIFE 40000

PAR30LED IP65

codice	W	W	V	attacco	colore	lumen360°	lumen90°	fascio	imballo
code	W	W	V	base	colour	lumen360°	lumen90°	beam	packing
21674	10	100(ERP)	220-240	E27	3000°K	900	870	40°	10/40

PAR30LED IP65

codice	W	W	V	attacco	colore	lumen360°	lumen120°	fascio	imballo
code	W	W	V	base	colour	lumen360°	lumen120°	beam	packing
21675	10	99(ERP)	220-240	E27	3000°K	900	860	115°	10/40



PRO PAR30LED IP65 DIMMERABILE

F

95mm 96mm 94mm

10W EPISTAR	SDCM 3.2	CRI >80	PF >0,5	INSTANT	Dimmerabile
LMF 0.96	SF 0.90	20000	Hg	GARANZIA ANNI 4	LONG LIFE 40000

PAR30LED IP65

codice	W	W	V	attacco	colore	lumen360°	lumen90°	fascio	imballo
code	W	W	V	base	colour	lumen360°	lumen90°	beam	packing
21679	10	95(ERP)	220-240	E27	3000°K	850	820	40°	10/40



- Dimmerabile con la maggior parte dei dimmers in commercio. Dimmerabilità garantita con i dimmers per lampade LED. Vedi pagina 166.

Dimmable with most of the dimmers available on the market. Dimmability guaranteed with dimmers for LED bulbs. See page 166.

PRO PAR38LED IP65

F

PAR38LED IP65

codice	W	W	V	attacco	colore	lumen360°	lumen90°	fascio	imballo
code	W	W	V	base	colour	lumen360°	lumen90°	beam	packing
21676	15	146(ERP)	220-240	E27	3000°K	1300	1250	40°	5/30

PAR38LED IP65

codice	W	W	V	attacco	colore	lumen360°	lumen120°	fascio	imballo
code	W	W	V	base	colour	lumen360°	lumen120°	beam	packing
21677	15	145(ERP)	220-240	E27	3000°K	1300	1240	115°	5/30



PRO PAR38LED IP65 DIMMERABILE

F

PAR38LED IP65

codice	W	W	V	attacco	colore	lumen360°	lumen90°	fascio	imballo
code	W	W	V	base	colour	lumen360°	lumen90°	beam	packing
21680	15	140(ERP)	220-240	E27	3000°K	1250	1200	40°	5/30



- Dimmerabile con la maggior parte dei dimmers in commercio. Dimmerabilità garantita con i dimmers per lampade LED. Vedi pagina 166.

Dimmable with most of the dimmers available on the market. Dimmability guaranteed with dimmers for LED bulbs. See page 166.

PRO AR70LED

G

AR70LED

codice	W	W	V	attacco	colore	lumen360°	lumen90°	fascio	imballo
code	W	W	V	base	colour	lumen360°	lumen90°	beam	packing
21431	7	67(ERP)	12AC/DC	BA15d	2700°K	490	480	24°	10/100



PRO PRO TUBI LED T8 HI-LUMEN_UNIVERSAL

D

PRO TUBI LED T8

codice code	W W	W W	V V	attacco base	colore colour	lumen lumen	fascio beam	imballo packing
21537	8	18	220-240	G13	4000°K	1050	270°	25
21538	16	36	220-240	G13	4000°K	2250	270°	25
21533	23.5	58	220-240	G13	4000°K	3400	270°	25

I PRO Tubi T8 hanno un'ampissima compatibilità ed un elevato flusso luminoso. (140lm/W)

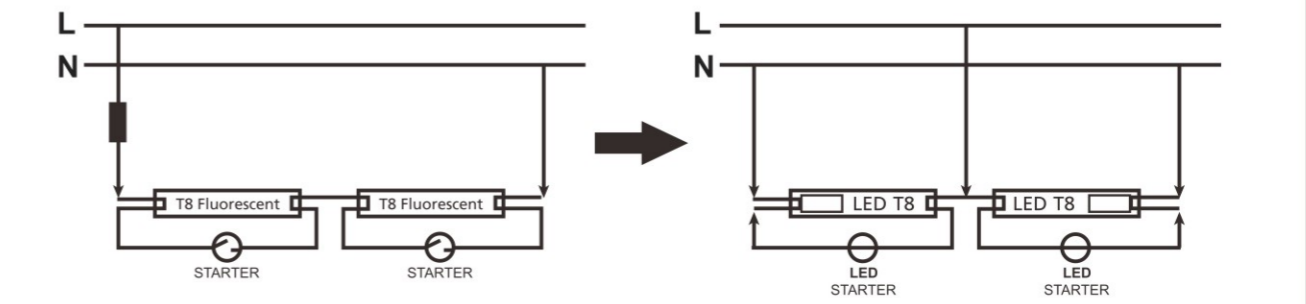
- Sostituzione diretta T8 FLUO montato in apparecchio con alimentatore elettronico (vedi lista compatibilità pag 166/168),
- Sostituzione diretta T8 FLUO montato in apparecchio con alimentatore elettromeccanico previa sostituzione starter (starter LED incluso con Tubo LED)
- Collegamento diretto alla tensione di rete. Verificare con cura la testata contrassegnata con AC e verificare schema foglio istruzioni.

PRO T8 Tubes have got a very very wide compatibility and a high luminous output. (140lm/W)

- Direct retrofit of a T8 Fluorescent tube connected to an electronic ballast (see compatibility list on page 166/168)
- Direct retrofit of a T8 Fluorescent tube connected to an electromagnetic ballast replacing the starter (LED starter included with the LED tube)
- Direct connection to the mains voltage. Carefully check the cap marked with AC and see connection diagram on the instructions sheet.

Magnetic / CCG ballast | Reattore elettromeccanico

NEVER CONNECT LED TUBES IN SERIES
NON IMPIEGARE I TUBI LED PER INSTALLAZIONI IN SERIE:



Always bypass the ballast and connect LED tubes in parallel directly to the mains voltage.
Eliminare l'alimentatore e gli starter e collegare in parallelo i tubi LED direttamente alla tensione di rete.

220-240V AC / Direct mains | Alla tensione di rete

PRO TUBO LED T5_SINGLE END_HIGH LUMEN

D

25W 1149mm 1Ø16mm

25W 1449mm 1Ø16mm

Beam spread diagram showing light distribution patterns.

TUBO LED T5_SINGLE END_HIGH LUMEN

codice code	W	W	W	V	attacco base	colore colour	lumen	fascio beam	imballo packing
21608	25	54	1200mm	AC120-240	G5	3000°K	3630	270°	40
21609	25	49	1500mm	AC120-240	G5	3000°K	3630	270°	40
21610	25	54	1200mm	AC120-240	G5	4000°K	3750	270°	40
21611	25	49	1500mm	AC120-240	G5	4000°K	3750	270°	40

I PRO Tubi LED T5_SINGLE END hanno un elevato flusso luminoso (150lm/W)

SINGLE END PRO T5 LED Tubes have got a very high luminous output (150lm/W)

- Collegare direttamente alla tensione di rete senza alimentatore
- Direct connection to mains voltage without ballast

IMPORTANTE:





Una gamma che offre un ottimo compromesso in termini di performance e costi, adatta sia all'illuminazione civile che professionale.

Un range di prodotto dove trovare tutte le soluzioni ai propri fabbisogni.

Garanzia 3 anni.

It's a range which offers an excellent compromise in terms of performance and costs. It's suitable for both residential and professional lighting.

A range of products where any lighting requirement can be satisfied.

3 years warranty



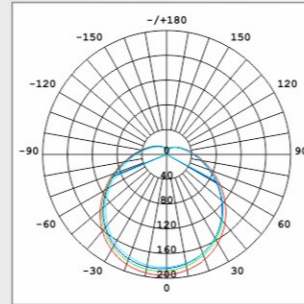
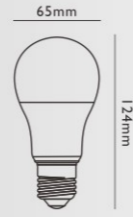
STD GOCCIALED DECO STD ALTA EFFICIENZA/HIGH EFFICIENCY



E



12W EPISTAR	SDCM 1.4	CRI >80	PF >0,5	INSTANT	RoHS
LMF 0.96	SF 0.90	20000	Hg	GARANZIA ANNI 3	LONG LIFE 35000



GOCCIALED DECO STD

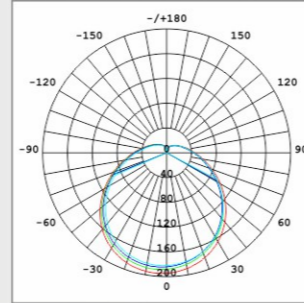
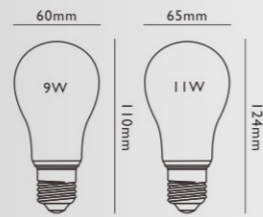
codice code	W W	W W	V V	attacco base	colore colour	lumen lumen	fascio beam	imballo packing
21336	12	90(ERP)	220-240	E27	2700°K	1350	270°	10/50
21337	12	93(ERP)	220-240	E27	4000°K	1400	270°	10/50
21338	12	96(ERP)	220-240	E27	6000°K	1450	270°	10/50

STD GOCCIALED DECO STD

F



9W EPISTAR	SDCM 1.4	CRI >80	PF >0,5	INSTANT	RoHS
11W	LMF 0.96	SF 0.90	20000	Hg	GARANZIA ANNI 3
					LONG LIFE 35000



GOCCIALED DECO STD

codice code	W W	W W	V V	attacco base	colore colour	lumen lumen	fascio beam	imballo packing
21128	9	65(ERP)	220-240	E27	2700°K	900	270°	10/50
21133	9	66(ERP)	220-240	E27	4000°K	910	270°	10/50
21191	9	66(ERP)	220-240	E27	6000°K	920	270°	10/50
21129	11	77(ERP)	220-240	E27	2700°K	1100	270°	10/50
21134	11	77(ERP)	220-240	E27	4000°K	1110	270°	10/50
21192	11	78(ERP)	220-240	E27	6000°K	1120	270°	10/50

GOCCIALED DECO STD 24V AC/DC

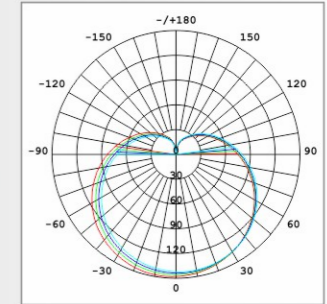
codice code	W W	W W	V V	attacco base	colore colour	lumen lumen	fascio beam	imballo packing
21539	9	65(ERP)	24 AC/DC	E27	3000°K	900	270°	10/50
21540	9	66(ERP)	24 AC/DC	E27	4000°K	910	270°	10/50

STD GOCCIALED SENSOR

F



11W EPISTAR	SDCM 2.2	CRI >80	PF >0,5	INSTANT	RoHS
LMF 0.96	SF 0.90	20000	Hg	GARANZIA ANNI 3	LONG LIFE 35000



GOCCIALED SENSOR

codice code	W W	W W	V V	attacco base	colore colour	lumen lumen	fascio beam	imballo packing
21200	11	77(ERP)	220-240	E27	2700°K	1100	270°	10/50
21201	11	78(ERP)	220-240	E27	6000°K	1120	270°	10/50

• Questa lampada con sensore si accende e si spegne automaticamente in base al livello di illuminamento. All'accensione la lampada si illumina indipendentemente da ciò che rileva il sensore ed effettua un auto-test di circa 2 minuti dopo di che si accenderà o si spegnerà in base alle condizioni di luce rilevate. Il sensore è in grado di distinguere la differenza tra luce naturale e luce artificiale ed è quindi indicato per tutti i tipi di apparecchi per esterno. I due sensori non vincolano la posizione del bulbo (specialmente in apparecchi da parete) in quanto la lampada ha due punti di rilevamento.

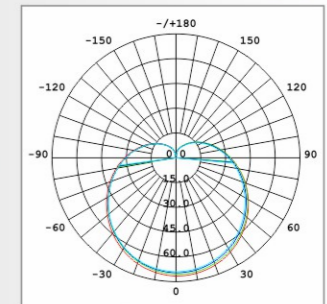
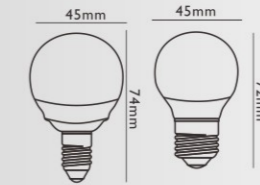
This sensor lamp switches on and off automatically according to the detected ambient light. For testing purpose, it will work independently from the sensor within the first 2 minutes of switching on. It could tell the difference between natural and artificial light so it's an ideal light source for all kinds of outdoor lighting fittings. The two sensors do not force the installation of the bulb only in one position (especially on wall-brackets) as the lamp has got two detecting points

STD SFERALED DECO

F



5W EPISTAR	SDCM 2.9	CRI >80	PF >0,5	INSTANT	RoHS
LMF 0.96	SF 0.90	20000	Hg	GARANZIA ANNI 3	LONG LIFE 35000




SFERALED DECO

codice code	W W	W W	V V	attacco base	colore colour	lumen lumen	fascio beam	imballo packing
21068	5	37(ERP)	220-240	E14	2700°K	440	270°	10/100
21069	5	38(ERP)	220-240	E14	4000°K	450	270°	10/100
21315	5	39(ERP)	220-240	E14	6000°K	460	270°	10/100
21070	5	37(ERP)	220-240	E27	2700°K	440	270°	10/100
21071	5	38(ERP)	220-240	E27	4000°K	450	270°	10/100
21316	5	39(ERP)	220-240	E27	6000°K	460	270°	10/100

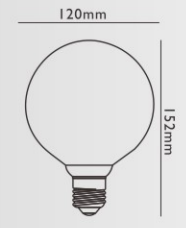
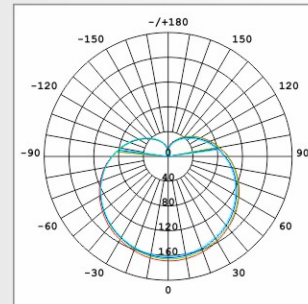
STD GLOBLED DECO ALTA EFFICIENZA/HIGH EFFICIENCY



F



18W EPISTAR LED	SDCM 1.4	CRI >80	PF >0,5	INSTANT	
LMF 0.96	SF 0.90	20000	Hg	GARANZIA ANNI 3	LONG LIFE 35000


GLOBLED DECO

codice code	W	W	V	attacco base	colore colour	lumen	fascio beam	imballo packing
21654	18	116(ERP)	220-240	E27	2700°K	1820	270°	5/20
21655	18	117(ERP)	220-240	E27	4000°K	1850	270°	5/20
21656	18	117(ERP)	220-240	E27	6000°K	1850	270°	5/20

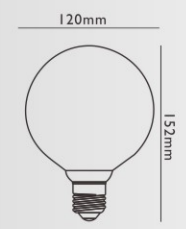
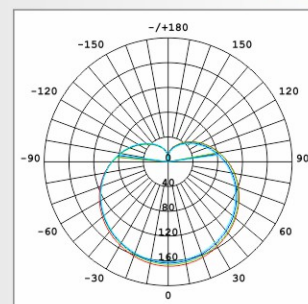
STD GLOBLED DECO STD ALTA EFFICIENZA/HIGH EFFICIENCY



F



14W EPISTAR LED	SDCM 1.4	CRI >80	PF >0,5	INSTANT	
LMF 0.96	SF 0.90	20000	Hg	GARANZIA ANNI 3	LONG LIFE 35000


GLOBLED DECO STD

codice code	W	W	V	attacco base	colore colour	lumen	fascio beam	imballo packing
21154	14	93(ERP)	220-240	E27	2700°K	1400	270°	5/20
21155	14	96(ERP)	220-240	E27	4000°K	1450	270°	5/20
21215	14	96(ERP)	220-240	E27	6000°K	1450	270°	5/20

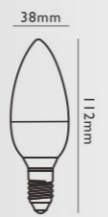
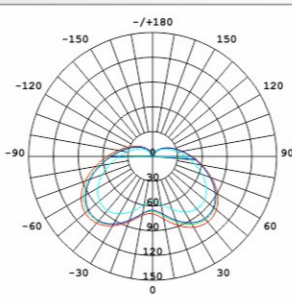


STD OLIVALED OPALE

F



7W EPISTAR	SDCM 1.4	CRI >80	PF >0,5	INSTANT	
LMF 0.96	SF 0.90	20000	Hg	GARANZIA ANNI 3	LONG LIFE 35000





OLIVALED OPALE


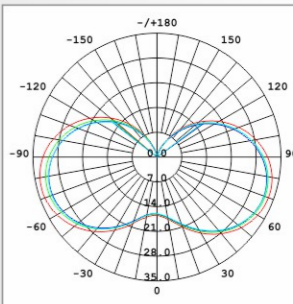
codice	W	W	V	attacco	colore	lumen	fascio	imballo
code	W	W	V	base	colour	lumen	beam	packing
21436	7	51(ERP)	220-240	E14	2700°K	690	240°	10/100
21437	7	51(ERP)	220-240	E14	4000°K	700	240°	10/100

STD COLPO DI VENTOLED

F



5W EPISTAR	SDCM 1.4	CRI >80	PF >0,4	INSTANT	
LMF 0.96	SF 0.90	20000	Hg	GARANZIA ANNI 3	LONG LIFE 35000





COLPO DI VENTOLED

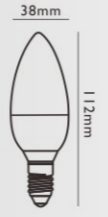
codice	W	W	V	attacco	colore	lumen	fascio	imballo
code	W	W	V	base	colour	lumen	beam	packing
21287	5	40(ERP)	220-240	E14	2700°K	470	270°	10/100
21288	5	40(ERP)	220-240	E14	4000°K	480	270°	10/100

STD OLIVALED TRASPARENTE

F



7W EPISTAR	SDCM 1.4	CRI >80	PF >0,5	INSTANT	
LMF 0.96	SF 0.90	20000	Hg	GARANZIA ANNI 3	LONG LIFE 35000


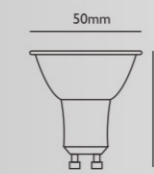

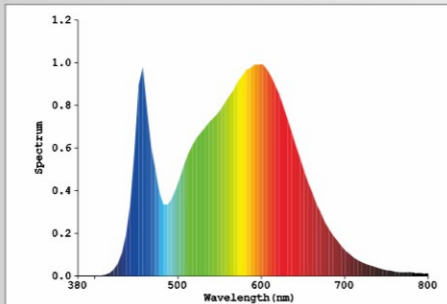
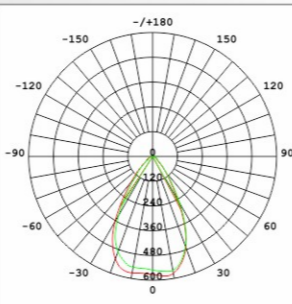



OLIVALED TRASPARENTE

codice	W	W	V	attacco	colore	lumen	fascio	imballo
code	W	W	V	base	colour	lumen	beam	packing
21438	7	51(ERP)	220-240	E14	2700°K	670	240°	10/100
21439	7	52(ERP)	220-240	E14	4000°K	680	240°	10/100

STD DICROICALED TRP

F


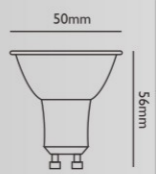

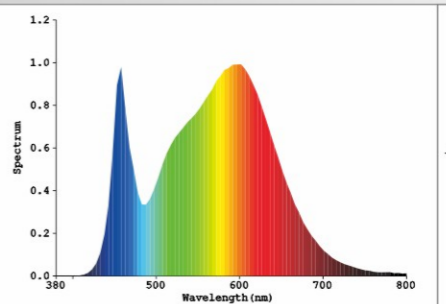
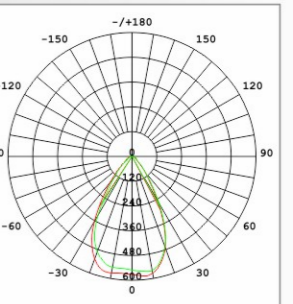






DICROICALED TRP

codice code	W	W	V	attacco base	colore colour	lumen360° lumen360°	lumen90° lumen90°	fascio beam	imballo packing
21463	7.5	91(ERP)	220-240	GU10	2700°K	680	660	60°	10/100
21229	7.5	91(ERP)	220-240	GU10	3000°K	680	660	60°	10/100
21230	7.5	93(ERP)	220-240	GU10	4000°K	700	680	60°	10/100

STD DICROICALED TRP

F


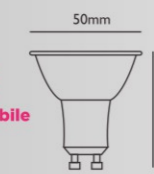
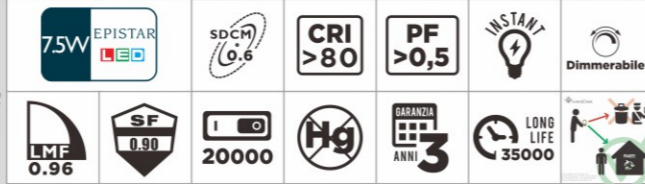
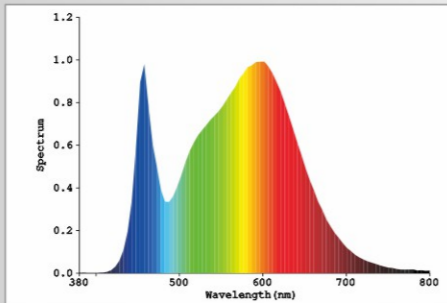
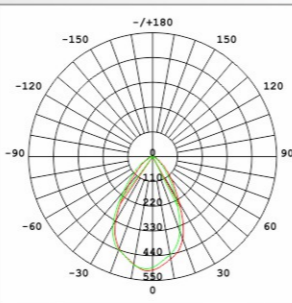






DICROICALED TRP

codice code	W	W	V	attacco base	colore colour	lumen360° lumen360°	lumen90° lumen90°	fascio beam	imballo packing
21660	7.5	88(ERP)	220-240	GU10	3000°K	650	640	60°	10/100
21661	7.5	91(ERP)	220-240	GU10	4000°K	670	660	60°	10/100

STD DICROICALED TRP DIMMERABILE

F

DICROICALED TRP DIMMERABILE


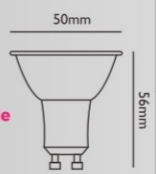

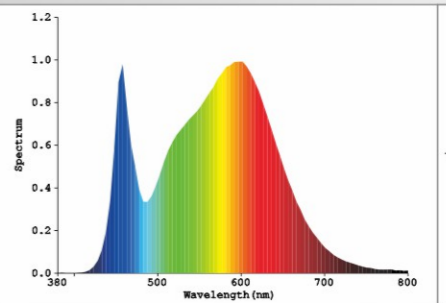
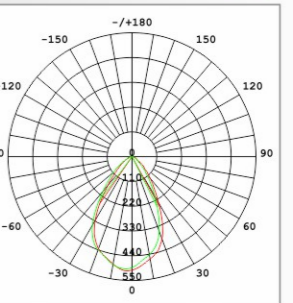
codice code	W	W	V	attacco base	colore colour	lumen360° lumen360°	lumen90° lumen90°	fascio beam	imballo packing
21464	7.5	87(ERP)	220-240	GU10	2700°K	650	630	60°	10/100
21231	7.5	87(ERP)	220-240	GU10	3000°K	650	630	60°	10/100

- Dimmerabile con la maggior parte dei dimmers in commercio. Dimmerabilità garantita con i dimmers per lampade LED. Vedi pagina 166.

Dimmable with most of the dimmers available on the market. Dimmability guaranteed with dimmers for LED bulbs. See page 166.

STD DICROICALED TRP DIMMERABILE

F

DICROICALED TRP DIMMERABILE


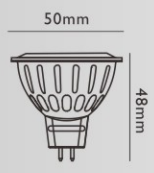

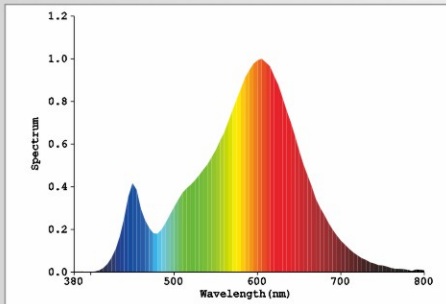
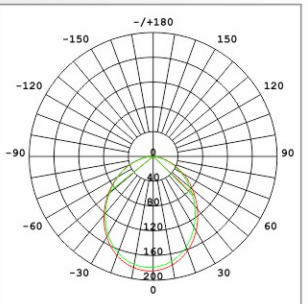
codice code	W	W	V	attacco base	colore colour	lumen360° lumen360°	lumen90° lumen90°	fascio beam	imballo packing
21662	7.5	84(ERP)	220-240	GU10	3000°K	620	610	60°	10/100

- Dimmerabile con la maggior parte dei dimmers in commercio. Dimmerabilità garantita con i dimmers per lampade LED. Vedi pagina 166.

Dimmable with most of the dimmers available on the market. Dimmability guaranteed with dimmers for LED bulbs. See page 166.

STD M7LED

F


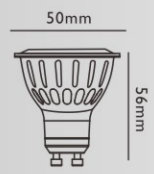

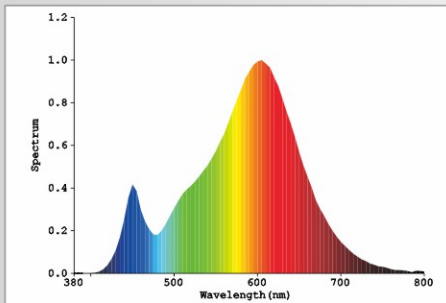
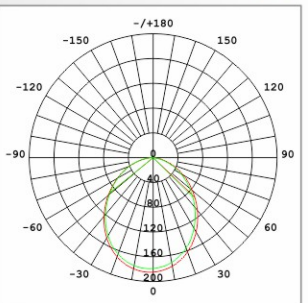
M7LED

codice	W	V	attacco	colore	lumen360°	lumen120°	fascio	imballo
code	W	V	base	colour	lumen360°	lumen120°	beam	packing
21083	7	12AC/DC	GU5,3	3000°K	650	620	120°	10/100
21084	7	12AC/DC	GU5,3	4200°K	660	630	120°	10/100
21085	7	12AC/DC	GU5,3	6000°K	670	640	120°	10/100

- Questa lampada può operare con tutti i trasformatori elettromeccanici e la maggior parte di quelli elettronici. I nostri trasformatori elettronici per lampade LED sono assolutamente compatibili. Vedi pag. 165
This lamp can work with all electro-magnetic transformers and with most electronic ones. Our electronic transformers for LED lamps are perfectly compatible. See page 165
- Vetro satinato
Frosted glass
- lampada non idonea per l'illuminazione d'accento
Bulb not suitable for spot lighting

STD M7LED

E

M7LED

codice	W	V	attacco	colore	lumen360°	lumen120°	fascio	imballo
code	W	V	base	colour	lumen360°	lumen120°	beam	packing
21429	7	220-240	GU10	2700°K	700	670	120°	10/100
21086	7	220-240	GU10	3000°K	700	670	120°	10/100
21087	7	220-240	GU10	4200°K	710	680	120°	10/100
21088	7	220-240	GU10	6000°K	720	690	120°	10/100

- Vetro satinato
Frosted glass
- lampada non idonea per l'illuminazione d'accento
Bulb not suitable for spot lighting



STD M6LED

G

6W EPISTAR	SDCM (0.6)	CRI >80	PF >0,5	INSTANT	
LMF 0.96	SF 0.90	20000	Hg	GARANZIA ANNI 3	LONG LIFE 35000

M6LED

codice	W	V	attacco	colore	lumen360°	lumen120°	fascio	imballo
code	W	V	base	colour	lumen360°	lumen120°	beam	packing
20987	6	12AC/DC	GU5,3	3000°K	440	420	120°	10/100
20988	6	12AC/DC	GU5,3	4200°K	450	430	120°	10/100

- Questa lampada può operare con tutti i trasformatori elettromeccanici e la maggior parte di quelli elettronici. I nostri trasformatori elettronici per lampade LED sono assolutamente compatibili. Vedi pag. 165
This lamp can work with all electro-magnetic transformers and with most electronic ones. Our electronic transformers for LED lamps are perfectly compatible. See page 165
- Vetro satinato
Frosted glass
- lampada non idonea per l'illuminazione d'accento
Bulb not suitable for spot lighting

STD M6LED

F
G

6W EPISTAR	SDCM (0.2)	CRI >80	PF >0,5	INSTANT	
LMF 0.96	SF 0.90	20000	Hg	GARANZIA ANNI 3	LONG LIFE 35000

M6LED

codice	W	V	attacco	colore	lumen360°	lumen120°	fascio	imballo
code	W	V	base	colour	lumen360°	lumen120°	beam	packing
20886	6	220-240	GU10	3000°K	440	420	120°	10/100
20936	6	220-240	GU10	4200°K	450	430	120°	10/100
20887	6	220-240	GU10	6000°K	460	440	120°	10/100

- Vetro satinato
Frosted glass
- lampada non idonea per l'illuminazione d'accento
Bulb not suitable for spot lighting

STD M4LED

G

4W EPISTAR	SDCM (0.6)	CRI >80	PF >0,4	INSTANT	
LMF 0.96	SF 0.90	20000	Hg	GARANZIA ANNI 3	LONG LIFE 35000

M4LED

codice	W	V	attacco	colore	lumen360°	lumen120°	fascio	imballo
code	W	V	base	colour	lumen360°	lumen120°	beam	packing
20869	4	12AC/DC	GU5,3	3000°K	300	290	120°	10/100

- Questa lampada può operare con tutti i trasformatori elettromeccanici e la maggior parte di quelli elettronici. I nostri trasformatori elettronici per lampade LED sono assolutamente compatibili. Vedi pag. 165
This lamp can work with all electro-magnetic transformers and with most electronic ones. Our electronic transformers for LED lamps are perfectly compatible. See page 165
- Vetro satinato
Frosted glass
- lampada non idonea per l'illuminazione d'accento
Bulb not suitable for spot lighting

STD M4LED

F

4W EPISTAR	SDCM (0.6)	CRI >80	PF >0,4	INSTANT	
LMF 0.96	SF 0.90	20000	Hg	GARANZIA ANNI 3	LONG LIFE 35000

M4LED


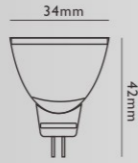
codice	W	V	attacco	colore	lumen360°	lumen120°	fascio	imballo
code	W	V	base	colour	lumen360°	lumen120°	beam	packing
20871	4	220-240	GU10	3000°K	300	290	120°	10/100

- Vetro satinato
Frosted glass
- lampada non idonea per l'illuminazione d'accento
Bulb not suitable for spot lighting

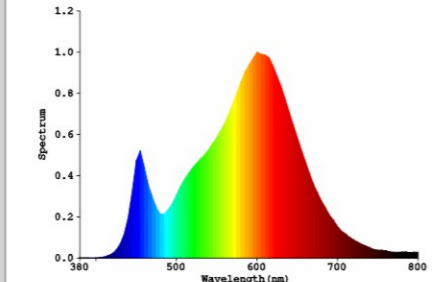
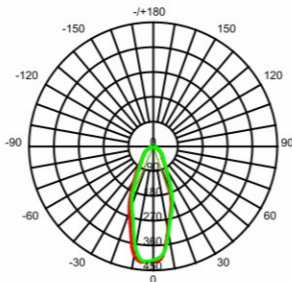


STD DICROICALED GU4

F

4W EPISTAR	SDCM ≤ 6	CRI >80	PF >0,4	INSTANT	
LMF 0.96	SF 0.90	20000	Hg	GARANZIA ANNI 3	LONG LIFE 35000






DICROICALED GU4

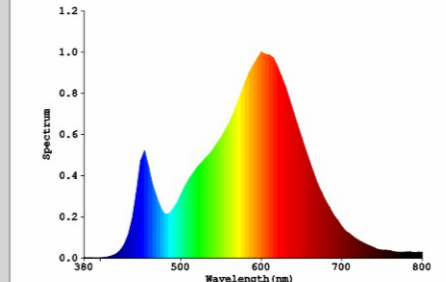
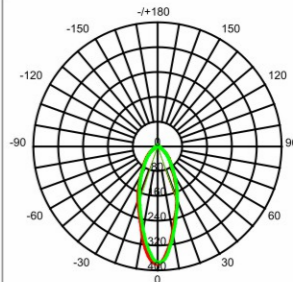
codice	W	W	V	attacco	colore	lumen360°	lumen90°	fascio	imballo
code	W	W	V	base	colour	lumen360°	lumen90°	beam	packing
21506	4	32(ERP)	12AC/DC	GU4	3000°K	330	320	38°	10/100

STD DICROICALED GU10 DIMMERABILE

F

4W EPISTAR	SDCM ≤ 6	CRI >80	PF >0,4	INSTANT	Dimmerabile
LMF 0.96	SF 0.90	20000	Hg	GARANZIA ANNI 3	LONG LIFE 35000

DICROICALED GU10 DIMMERABILE


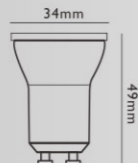
codice	W	W	V	attacco	colore	lumen360°	lumen90°	fascio	imballo
code	W	W	V	base	colour	lumen360°	lumen90°	beam	packing
21582	4	30(ERP)	220-240	GU10	3000°K	300	290	38°	10/100

- Dimmerabile con la maggior parte dei dimmers in commercio. Dimmerabilità garantita con i dimmers per lampade LED. Vedi pagina 166.

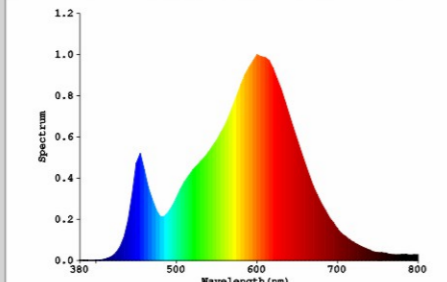
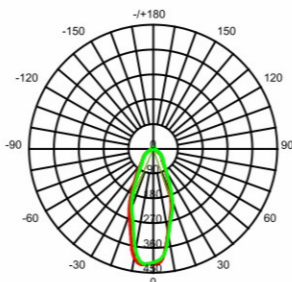
Dimmable with most of the dimmers available on the market. Dimmability guaranteed with dimmers for LED bulbs. See page 166.

STD DICROICALED GU10

F

4W EPISTAR	SDCM ≤ 6	CRI >80	PF >0,4	INSTANT	
LMF 0.96	SF 0.90	20000	Hg	GARANZIA ANNI 3	LONG LIFE 35000

DICROICALED GU10

codice	W	W	V	attacco	colore	lumen360°	lumen90°	fascio	imballo
code	W	W	V	base	colour	lumen360°	lumen90°	beam	packing
21534	4	46(ERP)	220-240	GU10	3000°K	330	320	38°	10/100

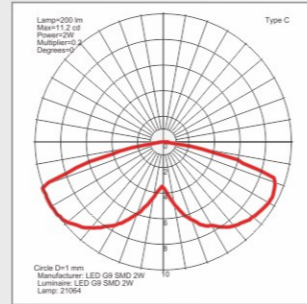
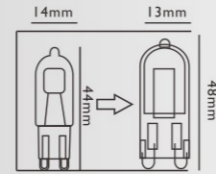


STD G9LED

E



2W San'an LED	SDCM 4.0	CRI >80	PF >0,4	INSTANT	RoHS
LMF 0.96	SF 0.90	20000	Hg	GARANZIA ANNI 3	LONG LIFE 35000



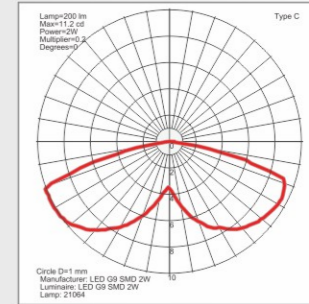
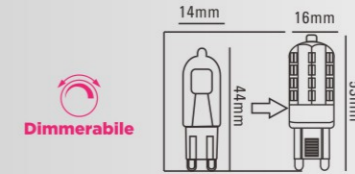
G9LED								
codice	W	W	V	attacco	colore	lumen	fascio	imballo
code	W	W	V	base	colour	lumen	beam	packing
21478	2	24(ERP)	220-240	G9	2700°K	240	300°	10/1000
21479	2	25(ERP)	220-240	G9	4000°K	250	300°	10/1000

STD G9LED DIMMERABILE

F



3W San'an LED	SDCM 1.9	CRI >80	PF >0,4	INSTANT	Dimmerabile
LMF 0.96	SF 0.90	20000	Hg	GARANZIA ANNI 3	LONG LIFE 35000



G9LED DIMMERABILE								
codice	W	W	V	attacco	colore	lumen	fascio	imballo
code	W	W	V	base	colour	lumen	beam	packing
21452	3	25(ERP)	220-240	G9	2700°K	250	300°	10/1000

• Dimmerabile con la maggior parte dei dimmers in commercio. Dimmerabilità garantita con i dimmers per lampade LED. Vedi pagina 166.

Dimmable with most of the dimmers available on the market. Dimmability guaranteed with dimmers for LED bulbs. See page 166.

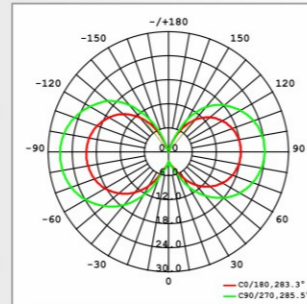
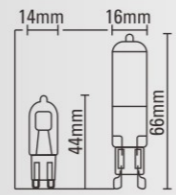
STD G9LED

D

E



4W COMELON LED	SDCM 4.0	CRI >80	PF >0,4	INSTANT	RoHS
LMF 0.96	SF 0.90	20000	Hg	GARANZIA ANNI 3	LONG LIFE 35000



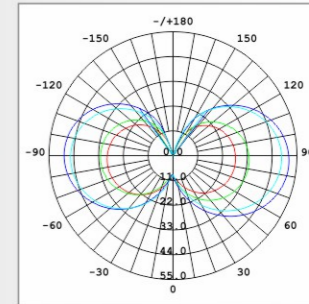
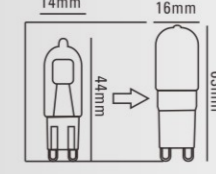
G9LED								
codice	W	W	V	attacco	colore	lumen	fascio	imballo
code	W	W	V	base	colour	lumen	beam	packing
21682	4	42(ERP)	220-240	G9	2700°K	520	300°	100/1000 E
21683	4	45(ERP)	220-240	G9	4000°K	560	300°	100/1000 D

STD G9LED

F




4W EPISTAR LED	SDCM 4.1	CRI >80	PF >0,4	INSTANT	RoHS
LMF 0.96	SF 0.90	20000	Hg	GARANZIA ANNI 3	LONG LIFE 35000



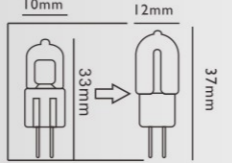
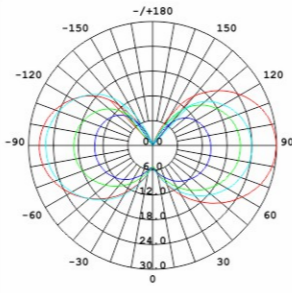
G9LED								
codice	W	W	V	attacco	colore	lumen	fascio	imballo
code	W	W	V	base	colour	lumen	beam	packing
21322	4	31(ERP)	220-240	G9	3000°K	340	320°	20/200
21323	4	31(ERP)	220-240	G9	4000°K	350	320°	20/200

STD G4LED

G



1.2W EPISTAR LED	SDCM ≤ 1.5	CRI >80	PF N/A	INSTANT	
LMF 0.96	SF 0.90	20000	Hg	GARANZIA ANNI 3	LONG LIFE 35000


G4LED

codice	W	W	V	attacco	colore	lumen	fascio	imballo
code	W	W	V	base	colour	lumen	beam	packing
21197	1.2	11(ERP)	12AC/DC	G4	3000°K	100	320°	20/200
21314	1.2	12(ERP)	12AC/DC	G4	4000°K	110	320°	20/200

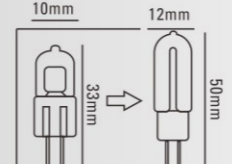
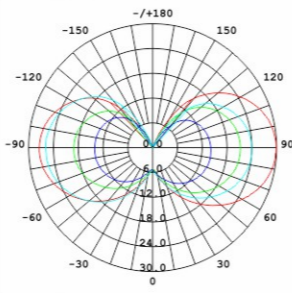
- Questa lampada può operare con tutti i trasformatori elettromeccanici e la maggior parte di quelli elettronici. I nostri trasformatori elettronici per lampade LED sono assolutamente compatibili. Vedi pag. 165
This lamp can work with all electro-magnetic transformers and with most electronic ones. Our electronic transformers for LED lamps are perfectly compatible. See page 165

STD G4LED

F



2W EPISTAR LED	SDCM ≤ 2.1	CRI >80	PF N/A	INSTANT	
LMF 0.96	SF 0.90	20000	Hg	GARANZIA ANNI 3	LONG LIFE 35000


G4LED

codice	W	W	V	attacco	colore	lumen	fascio	imballo
code	W	W	V	base	colour	lumen	beam	packing
21320	2	19(ERP)	12AC/DC	G4	3000°K	190	320°	20/200
21321	2	20(ERP)	12AC/DC	G4	4000°K	200	320°	20/200

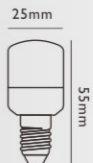
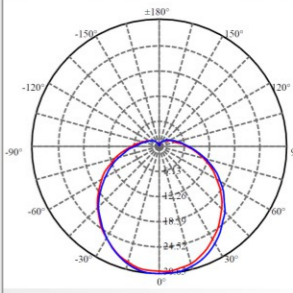
- Questa lampada può operare con tutti i trasformatori elettromeccanici e la maggior parte di quelli elettronici. I nostri trasformatori elettronici per lampade LED sono assolutamente compatibili. Vedi pag. 165
This lamp can work with all electro-magnetic transformers and with most electronic ones. Our electronic transformers for LED lamps are perfectly compatible. See page 165

STD PERETTALED OPALE

F



1.5W EPISTAR LED	SDCM ≤ 6	CRI >80	PF N/A	INSTANT	
LMF 0.96	SF 0.90	20000	Hg	GARANZIA ANNI 3	LONG LIFE 35000

PERETTALED OPALE

codice	W	W	V	attacco	colore	lumen	imballo
code	W	W	V	base	colour	lumen	packing
21269	1.5	16(ERP)	220-240	E14	3000°K	150	1/200

STD PERETTALED

F



1W EPISTAR LED	SDCM ≤ 6	CRI >80	PF N/A	INSTANT	
LMF 0.96	SF 0.90	20000	Hg	GARANZIA ANNI 3	LONG LIFE 35000





PERETTALED

codice	W	W	V	attacco	colore	lumen	imballo
code	W	W	V	base	colour	lumen	packing
21021	1	11(ERP)	220-240	E14	3000°K	100	1/100


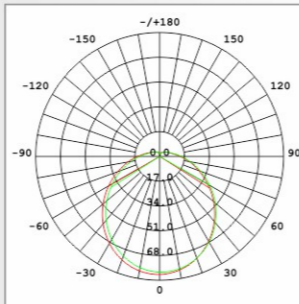


STD R39LED

F



3W EPISTAR	SDCM 0,6	CRI >80	PF >0,4	INSTANT	
LMF 0.96	SF 0.90	20000	Hg	GARANZIA ANNI 3	LONG LIFE 35000

R39LED

codice	W	V	attacco	colore	lumen360°/cd	lumen90°	fascio	imballo
code	W	V	base	colour	lumen360°/cd	lumen90°	beam	packing
21232	3	220-240	E14	3000°K	250/69	240	120°	10/100

STD R63LED EVO ALTA_EFFICIENZA/HIGH EFFICIENCY

E



7W EPISTAR	SDCM 1,0	CRI >80	PF >0,5	INSTANT	
LMF 0.96	SF 0.90	20000	Hg	GARANZIA ANNI 3	LONG LIFE 35000





R63LED EVO

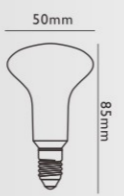
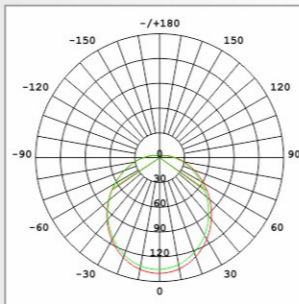
codice	W	V	attacco	colore	lumen360°/cd	lumen90°	fascio	imballo
code	W	V	base	colour	lumen360°/cd	lumen90°	beam	packing
21055	7	220-240	E27	3000°K	690/167	660	120°	10/100

STD R50LED EVO

F



5W EPISTAR	SDCM 2,8	CRI >80	PF >0,5	INSTANT	
LMF 0.96	SF 0.90	20000	Hg	GARANZIA ANNI 3	LONG LIFE 35000

R50LED EVO

codice	W	V	attacco	colore	lumen360°/cd	lumen90°	fascio	imballo
code	W	V	base	colour	lumen360°/cd	lumen90°	beam	packing
21141	5	220-240	E14	3000°K	400/130	380	120°	10/100

STD R80LED EVO ALTA_EFFICIENZA/HIGH EFFICIENCY

E



9W EPISTAR	SDCM 0,5	CRI >80	PF >0,5	INSTANT	
LMF 0.96	SF 0.90	20000	Hg	GARANZIA ANNI 3	LONG LIFE 35000




R80LED EVO

codice	W	V	attacco	colore	lumen360°/cd	lumen90°	fascio	imballo
code	W	V	base	colour	lumen360°/cd	lumen90°	beam	packing
21057	9	220-240	E27	3000°K	910/330	860	120°	10/40

STD ELLISSOLED_EVO 130 lm/W

E



30W BRIDGELUX LED	SDCM ≤ 6	CRI >80	PF 0,9	INSTANT	RECYCLE
LMF 0.96	SF 0.90	20000	Hg	GARANZIA ANNI 3	LONG LIFE 35000




85mm 96mm
195mm 228mm
20W 30W

ELLISSOLED_EVO

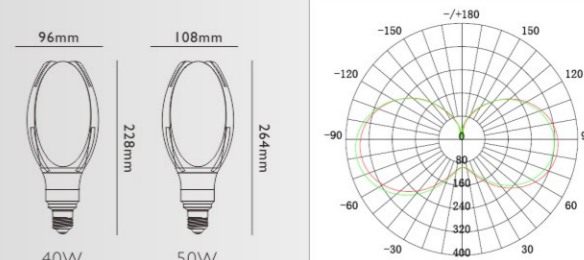
codice code	W	W	V	attacco base	colore colour	lumen	fascio beam	imballo packing
21643	30	154(ERP)	220-240	E27/E40	1800°K	2550	330°	1/20
21644	20	152(ERP)	220-240	E27/E40	3000°K	2500	330°	1/20
21645	20	157(ERP)	220-240	E27/E40	4000°K	2600	330°	1/20

STD ELLISSOLED_EVO 130 lm/W

E



50W BRIDGELUX LED	SDCM ≤ 6	CRI >80	PF 0,9	INSTANT	RECYCLE
LMF 0.96	SF 0.90	20000	Hg	GARANZIA ANNI 3	LONG LIFE 35000



96mm 108mm
228mm 264mm
40W 50W


ELLISSOLED_EVO

codice code	W	W	V	attacco base	colore colour	lumen	fascio beam	imballo packing
21649	50	239(ERP)	220-240	E27/E40	1800°K	4250	330°	1/20
21650	40	227(ERP)	220-240	E27/E40	3000°K	5000	330°	1/20
21651	40	287(ERP)	220-240	E27/E40	4000°K	5200	330°	1/20

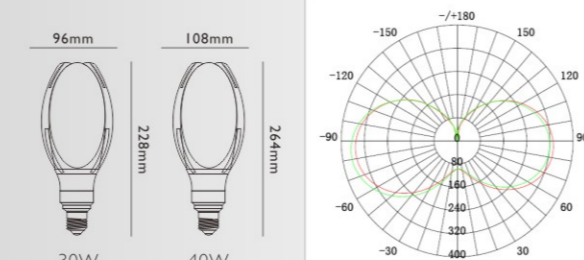
* QUESTE LAMPADRE POSSONO ESSERE INSTALLATE IN APPARECCHI CHIUSI
 * THESE BULBS CAN BE INSTALLED IN CLOSED FIXTURES

STD ELLISSOLED_EVO 130 lm/W

E



40W BRIDGELUX LED	SDCM ≤ 6	CRI >80	PF 0,9	INSTANT	RECYCLE
LMF 0.96	SF 0.90	20000	Hg	GARANZIA ANNI 3	LONG LIFE 35000



96mm 108mm
228mm 264mm
30W 40W

ELLISSOLED_EVO

codice code	W	W	V	attacco base	colore colour	lumen	fascio beam	imballo packing
21646	40	197(ERP)	220-240	E27/E40	1800°K	3400	330°	1/20
21647	30	214(ERP)	220-240	E27/E40	3000°K	3750	330°	1/20
21648	30	222(ERP)	220-240	E27/E40	4000°K	3900	330°	1/20



STD PIATTADECO

F






7W EVERLIGHT LED	SDCM 0.6	CRI >80	PF >0.5	INSTANT	
LMF 0.96	SF 0.90	20000	Hg	GARANZIA ANNI 3	LONG LIFE 35000

PIATTALED

codice	W	W	V	attacco	colore	lumen	fascio	imballo
code	W	W	V	base	colour	lumen	beam	packing
21529	7	50(ERP)	220-240	GX53-I	3000°K	650	100°	10/100

STD PIATTADECO DIMMERABILE

F






Dimmerabile

7W EVERLIGHT LED	SDCM 0.6	CRI >80	PF >0.5	INSTANT	Dimmerabile
LMF 0.96	SF 0.90	20000	Hg	GARANZIA ANNI 3	LONG LIFE 35000

PIATTALED DIMMERABILE

codice	W	W	V	attacco	colore	lumen	fascio	imballo
code	W	W	V	base	colour	lumen	beam	packing
21530	7	47(ERP)	220-240	GX53-I	3000°K	600	100°	10/100

- Dimmerabile con la maggior parte dei dimmers in commercio. Dimmerabilità garantita con i dimmers per lampade LED. Vedi pagina 166.
- Dimmable with most of the dimmers available on the market. Dimmability guaranteed with dimmers for LED bulbs. See page 166.*





FILOLED

La gamma più ampia per il mercato consumer grazie anche ad un prezzo entry level, offre una scelta totale per il relamping della casa e quant'altro.


Un range che include tutte le tecnologie led, smd, cob e filoled con cui poter trovare una soluzione a tutte le esigenze.

Garanzia 2 anni.

It's the widest range for the consumer market and thanks to an interesting entry level price it offers an extensive choice of bulbs for home or other areas where re-lamping is required.


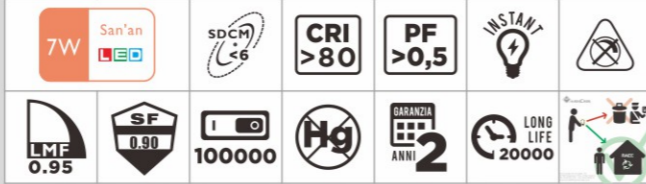
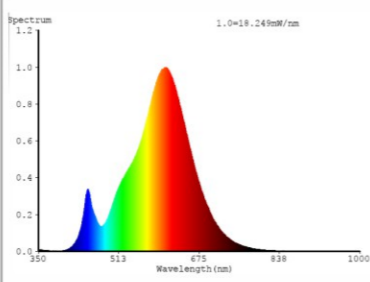
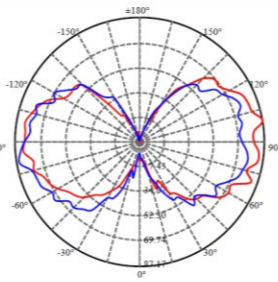
SMD, COB or FILAMENT LED technology are all available to meet any customer's request.

2 years warranty





ECO GOCCIALED FIOLED

E



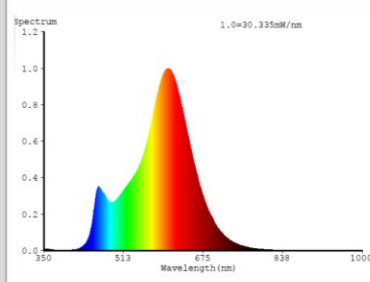
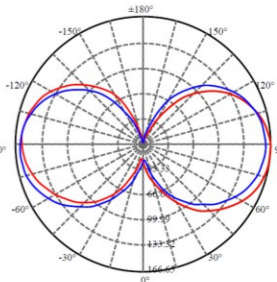





GOCCIALED FIOLED



codice	W	W 	V	attacco	colore	lumen	fascio	imballo
code	W	W 	V	base	colour	lumen	beam	packing
21549	7	60(ERP)	220-240	E27	2700°K	806	360°	10/100
21592	7	60(ERP)	220-240	E27	4000°K	806	360°	10/100

ECO GOCCIALED FIOLED

D


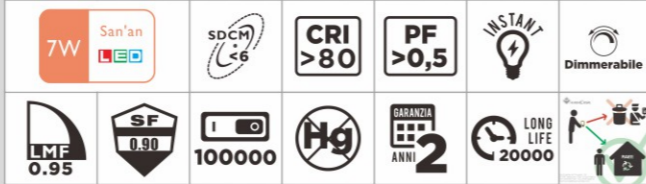
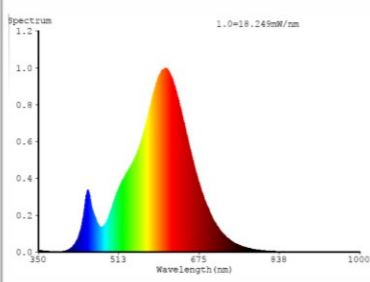
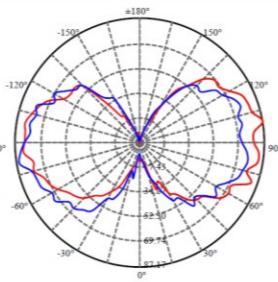





GOCCIALED FIOLED



codice	W	W 	V	attacco	colore	lumen	fascio	imballo
code	W	W 	V	base	colour	lumen	beam	packing
21550	10.5	100(ERP)	220-240	E27	2700°K	1521	360°	10/100

ECO GOCCIALED FIOLED DIMMERABILE

E

GOCCIALED FIOLED DIMMERABILE



codice	W	W 	V	attacco	colore	lumen	fascio	imballo
code	W	W 	V	base	colour	lumen	beam	packing
21551	7	60(ERP)	220-240	E27	2700°K	806	360°	10/100

- Dimmerabile con la maggior parte dei dimmers in commercio. Dimmerabilità garantita con i dimmers per lampade LED. Vedi pagina 166.

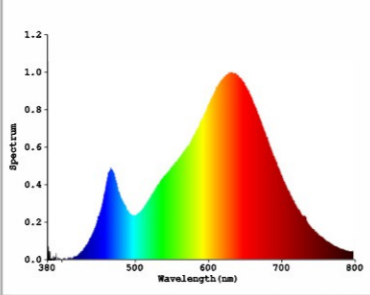
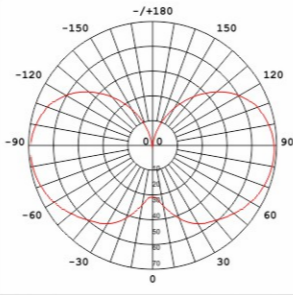
Dimmable with most of the dimmers available on the market. Dimmability guaranteed with dimmers for LED bulbs. See page 166.

ECO GOCCIALED A70 FIOLED CUPOLA ARGENTATA

F

6W EPISTAR	SDCM <math><6</math>	CRI >80	PF >0,5	INSTANT	
LMF 0.95	SF 0.90	100000	Hg	GARANZIA ANNI 2	LONG LIFE 20000


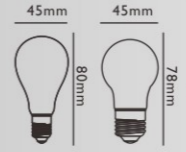



GOCCIALED A70 FIOLED CUPOLA ARGENTATA TUTTO VETRO

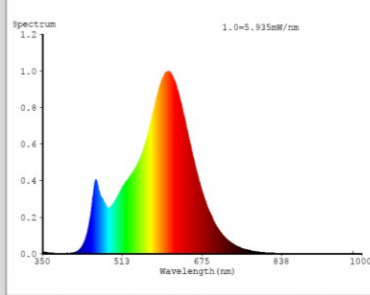
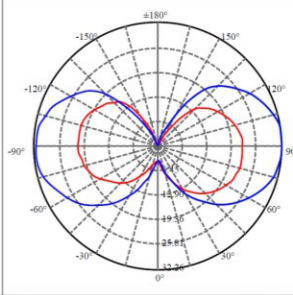
codice	W	W	V	attacco	colore	lumen	fascio	imballo
code	W	W	V	base	colour	lumen	beam	packing
21217	6	41(ERP)	220-240	E27	2700°K	510	360°	5/50

ECO SFERALED FIOLED

F

2.5W San'an	SDCM <math><6</math>	CRI >80	PF >0,4	INSTANT	
LMF 0.95	SF 0.90	100000	Hg	GARANZIA ANNI 2	LONG LIFE 20000






SFERALED FIOLED

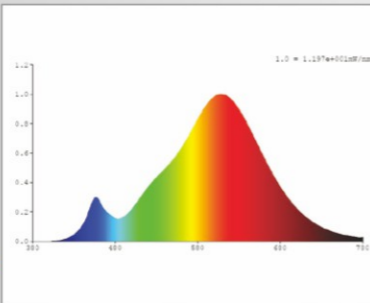
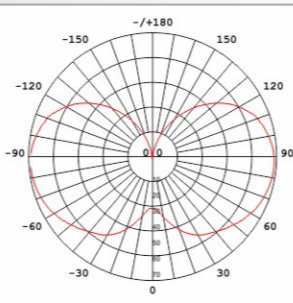
codice	W	W	V	attacco	colore	lumen	fascio	imballo
code	W	W	V	base	colour	lumen	beam	packing
21554	2,5	25(ERP)	220-240	E14	2700°K	250	360°	10/100
21555	2,5	25(ERP)	220-240	E27	2700°K	250	360°	10/100

ECO GOCCIALED A70 FIOLED CUPOLA ARGENTATA DIMMERABILE

F

7W EPISTAR	SDCM 1.5	CRI >80	PF >0,7	INSTANT	Dimmerabile
LMF 0.95	SF 0.90	100000	Hg	GARANZIA ANNI 2	LONG LIFE 20000

GOCCIALED A70 FIOLED CUPOLA ARGENTATA DIMMERABILE TUTTO VETRO


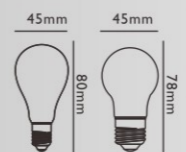
codice	W	W	V	attacco	colore	lumen	fascio	imballo
code	W	W	V	base	colour	lumen	beam	packing
21393	7	51	220-240	E27	2700°K	660	360°	5/50

• Dimmerabile con la maggior parte dei dimmers in commercio. Dimmerabilità garantita con i dimmers per lampade LED. Vedi pagina 166.

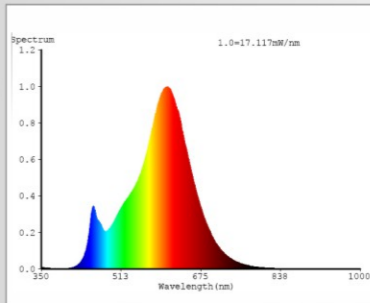
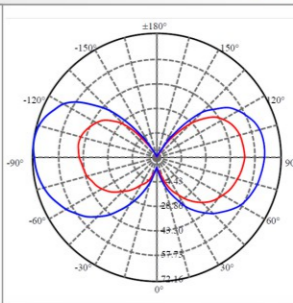
Dimmable with most of the dimmers available on the market. Dimmability guaranteed with dimmers for LED bulbs. See page 166.

ECO SFERALED FIOLED

F

4.5W San'an	SDCM <math><6</math>	CRI >80	PF >0,4	INSTANT	
LMF 0.95	SF 0.90	100000	Hg	GARANZIA ANNI 2	LONG LIFE 20000

SFERALED FIOLED

codice	W	W	V	attacco	colore	lumen	fascio	imballo
code	W	W	V	base	colour	lumen	beam	packing
21556	4,5	40(ERP)	220-240	E14	2700°K	470	360°	10/100
21557	4,5	40(ERP)	220-240	E27	2700°K	470	360°	10/100
21593	4,5	40(ERP)	220-240	E14	4000°K	470	360°	10/100

ECO SFERALED FIOLED DIMMERABILE

F

4.5W San'an LED	SDCM ≤ 6	CRI >80	PF >0,4	INSTANT	Dimmerabile
LMF 0.95	SF 0.90	100000	Hg	GARANZIA ANNI 2	LONG LIFE 20000

SFERALED FIOLED DIMMERABILE

codice	W	W	V	attacco	colore	lumen	fascio	imballo
code	W	W	V	base	colour	lumen	beam	packing
21558	4,5	40(ERP)	220-240	E14	2700°K	470	360°	10/100
21694	4,5	40(ERP)	220-240	E27	2700°K	470	360°	10/100

- Dimmerabile con la maggior parte dei dimmers in commercio. Dimmerabilità garantita con i dimmers per lampade LED. Vedi pagina 166.

Dimmable with most of the dimmers available on the market. Dimmability guaranteed with dimmers for LED bulbs. See page 166.

ECO OLIVALED FIOLED

F

2.5W San'an LED	4.5W San'an LED	SDCM ≤ 6	CRI >80	PF >0,4	INSTANT	Dimmerabile
LMF 0.95	SF 0.90	100000	Hg	GARANZIA ANNI 2	LONG LIFE 20000	

OLIVALED FIOLED

codice	W	W	V	attacco	colore	lumen	fascio	imballo
code	W	W	V	base	colour	lumen	beam	packing
21552	2,5	25(ERP)	220-240	E14	2700°K	250	360°	10/100
21553	4,5	40(ERP)	220-240	E14	2700°K	470	360°	10/100
21594	4,5	40(ERP)	220-240	E14	4000°K	470	360°	10/100

ECO PERETTALED FIOLED

E

1.2W San'an LED	SDCM ≤ 6	CRI >80	PF >0,35	INSTANT	Dimmerabile
LMF 0.95	SF 0.90	100000	Hg	GARANZIA ANNI 2	LONG LIFE 20000

PERETTALED FIOLED TUTTO VETRO

codice	W	W	V	attacco	colore	lumen	fascio	imballo
code	W	W	V	base	colour	lumen	beam	packing
21216	1,2	15(ERP)	220-240	E14	2700°K	140	360°	10/400

ECO PERETTALED ST26 FIOLED DIMMERABILE

G

2W Focus LED	SDCM ≤ 6	CRI >80	PF >0,35	INSTANT	Dimmerabile
LMF 0.95	SF 0.90	100000	Hg	GARANZIA ANNI 2	LONG LIFE 20000

PERETTALED ST26 FIOLED DIMMERABILE TRASPARENTE/CLEAR

codice	W	W	V	attacco	colore	lumen	fascio	imballo
code	W	W	V	base	colour	lumen	beam	packing
21686	2	20(ERP)	220-240	E14	2700°K	160	360°	30/600

PERETTALED ST26 FIOLED DIMMERABILE SATINATA/FROSTED

codice	W	W	V	attacco	colore	lumen	fascio	imballo
code	W	W	V	base	colour	lumen	beam	packing
21687	2	20(ERP)	220-240	E14	2700°K	150	360°	30/600

- Dimmerabile con la maggior parte dei dimmers in commercio. Dimmerabilità garantita con i dimmers per lampade LED. Vedi pagina 166.

Dimmable with most of the dimmers available on the market. Dimmability guaranteed with dimmers for LED bulbs. See page 166.

ECO GLOBOLED FIOLED

E

7W San'an LED	SDCM <6	CRI >80	PF >0,5	INSTANT	
LMF 0.95	SF 0.90	100000	Hg	GARANZIA ANNI 2	LONG LIFE 20000

GLOBOLED FIOLED

codice	W	W	V	attacco	colore	lumen	fascio	imballo
code	W	W	V	base	colour	lumen	beam	packing
21545	7	60(ERP)	220-240	E27	2700°K	806	360°	1/20

ECO GLOBOLED FIOLED DIMMERABILE

F

2.5W San'an LED	SDCM <6	CRI >80	PF >0,5	INSTANT	Dimmerabile
LMF 0.95	SF 0.90	100000	Hg	GARANZIA ANNI 2	LONG LIFE 20000

GLOBOLED FIOLED DIMMERABILE

codice	W	W	V	attacco	colore	lumen	fascio	imballo
code	W	W	V	base	colour	lumen	beam	packing
21547	2.5	25(ERP)	220-240	E27	2700°K	250	360°	1/20

- Dimmerabile con la maggior parte dei dimmers in commercio. Dimmerabilità garantita con i dimmers per lampade LED. Vedi pagina 166.

Dimmable with most of the dimmers available on the market. Dimmability guaranteed with dimmers for LED bulbs. See page 166.

ECO GLOBOLED FIOLED DIMMERABILE

E

7W San'an LED	SDCM <6	CRI >80	PF >0,5	INSTANT	Dimmerabile
LMF 0.95	SF 0.90	100000	Hg	GARANZIA ANNI 2	LONG LIFE 20000

GLOBOLED FIOLED DIMMERABILE

codice	W	W	V	attacco	colore	lumen	fascio	imballo
code	W	W	V	base	colour	lumen	beam	packing
21548	7	60(ERP)	220-240	E27	2700°K	806	360°	1/20

- Dimmerabile con la maggior parte dei dimmers in commercio. Dimmerabilità garantita con i dimmers per lampade LED. Vedi pagina 166.

Dimmable with most of the dimmers available on the market. Dimmability guaranteed with dimmers for LED bulbs. See page 166.

ECO GLOBOLED FIOLED

D


11W San'an LED	SDCM <6	CRI >80	PF >0,5	INSTANT	
LMF 0.95	SF 0.90	100000	Hg	GARANZIA ANNI 2	LONG LIFE 20000

GLOBOLED FIOLED

codice	W	W	V	attacco	colore	lumen	fascio	imballo
code	W	W	V	base	colour	lumen	beam	packing
21546	11	100(ERP)	220-240	E27	2700°K	1521	360°	1/20

ECO GLOBOLED FIOLED

E

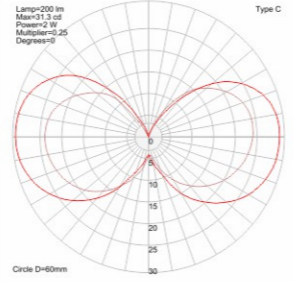


2W EPISTAR LED	SDCM <6	CRI >80	PF >0,5	INSTANT	
LMF 0.95	SF 0.90	100000	Hg	GARANZIA ANNI 2	LONG LIFE 20000

Lamp: 200 lm
Max: 3.3 of Power: 2 W
Multipler: 0.25 Degree: 0°

Type C

125mm
175mm
Circle D=60mm




GLOBOLED FIOLED TUTTO VETRO

codice	W	W	V	attacco	colore	lumen	fascio	imballo
code	W	W	V	base	colour	lumen	beam	packing
21117	2	20(ERP)	220-240	E27	2700°K	240	360°	1/20

ECO ST64 FIOLED DIMMERABILE

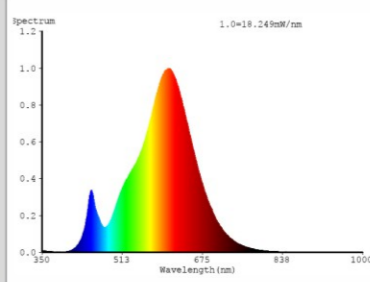
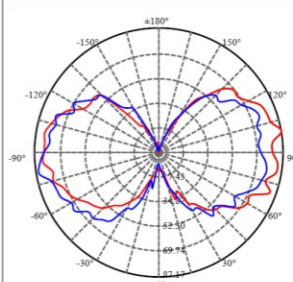
E



7W San'an LED	SDCM <6	CRI >80	PF >0,5	INSTANT	Dimmerabile
LMF 0.95	SF 0.90	100000	Hg	GARANZIA ANNI 2	LONG LIFE 20000

64mm
140mm

Dimmerabile

ST64 FIOLED DIMMERABILE


codice	W	W	V	attacco	colore	lumen	fascio	imballo
code	W	W	V	base	colour	lumen	beam	packing
21561	7	60(ERP)	220-240	E27	2700°K	806	360°	10/80

- Dimmerabile con la maggior parte dei dimmers in commercio. Dimmerabilità garantita con i dimmers per lampade LED. Vedi pagina 166.

Dimmable with most of the dimmers available on the market. Dimmability guaranteed with dimmers for LED bulbs. See page 166.

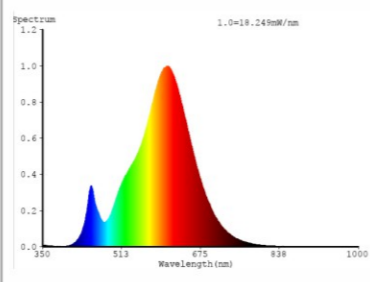
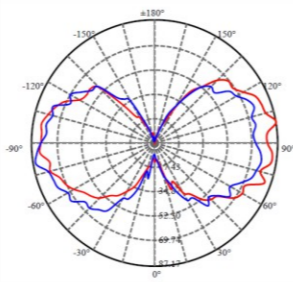
ECO ST64 FIOLED

E



7W San'an LED	SDCM <6	CRI >80	PF >0,5	INSTANT	
LMF 0.95	SF 0.90	100000	Hg	GARANZIA ANNI 2	LONG LIFE 20000

64mm
140mm





ST64 FIOLED

codice	W	W	V	attacco	colore	lumen	fascio	imballo
code	W	W	V	base	colour	lumen	beam	packing
21559	7	60(ERP)	220-240	E27	2700°K	806	360°	10/80

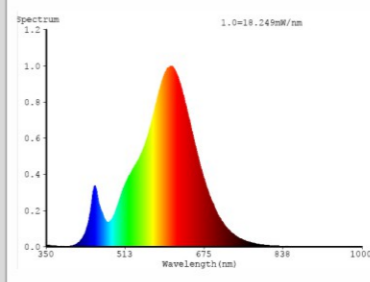
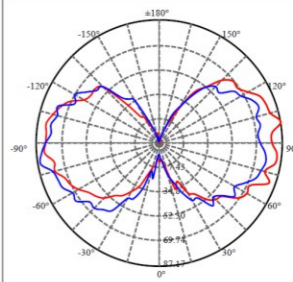
ECO ST64 FIOLED

D



11W San'an LED	SDCM <6	CRI >80	PF >0,5	INSTANT	
LMF 0.95	SF 0.90	100000	Hg	GARANZIA ANNI 2	LONG LIFE 20000

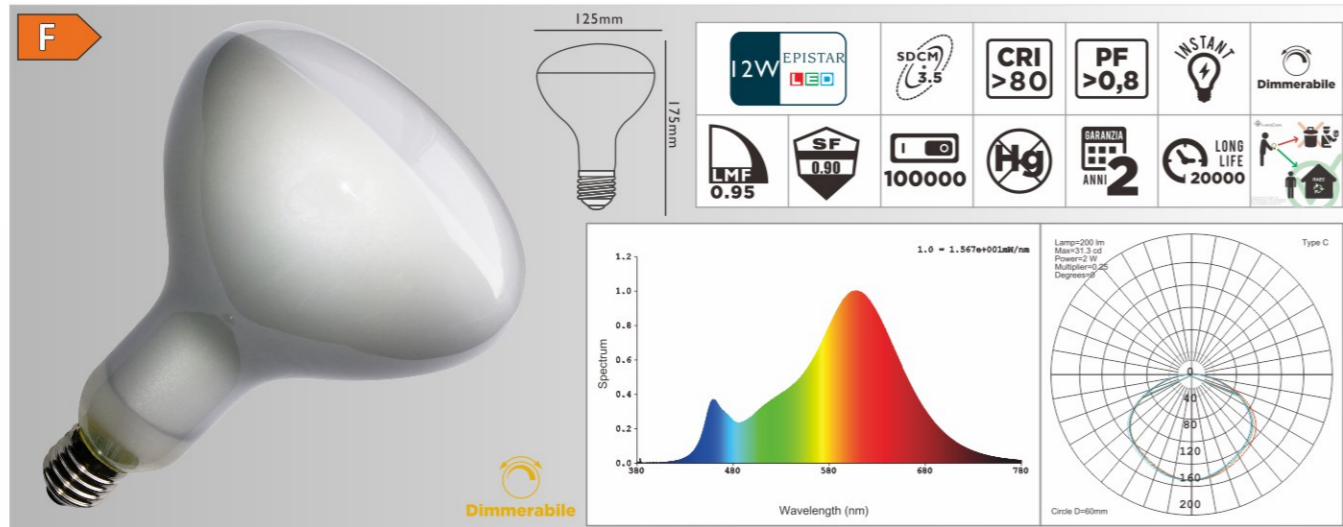
64mm
140mm

ST64 FIOLED

codice	W	W	V	attacco	colore	lumen	fascio	imballo
code	W	W	V	base	colour	lumen	beam	packing
21560	11	100(ERP)	220-240	E27	2700°K	1521	360°	10/80

ECO RI 25FILOLED DIMMERABILE



R125FILOLED DIMMERABILE

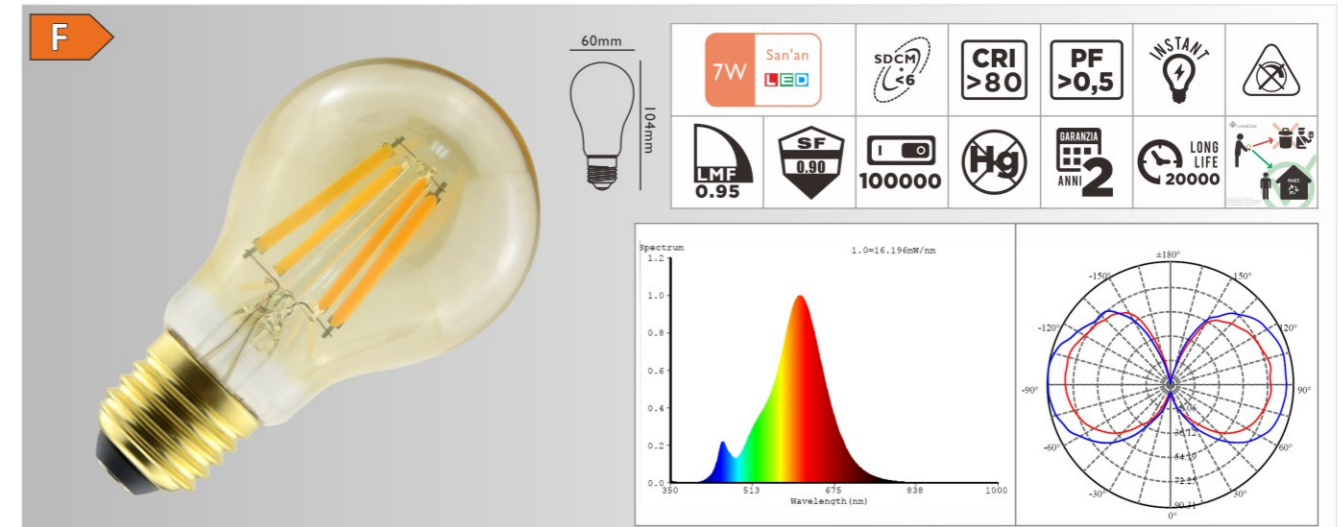
codice	W	V	attacco	colore	lumen	fascio	imballo
code	W	V	base	colour	lumen	beam	packing
21664	12	220-240	E27	2700°K	1180	360°	1/20

- Dimmerabile con la maggior parte dei dimmers in commercio. Dimmerabilità garantita con i dimmers per lampade LED. Vedi pagina I 66.

Dimmable with most of the dimmers available on the market. Dimmability guaranteed with dimmers for LED bulbs. See page I 66.



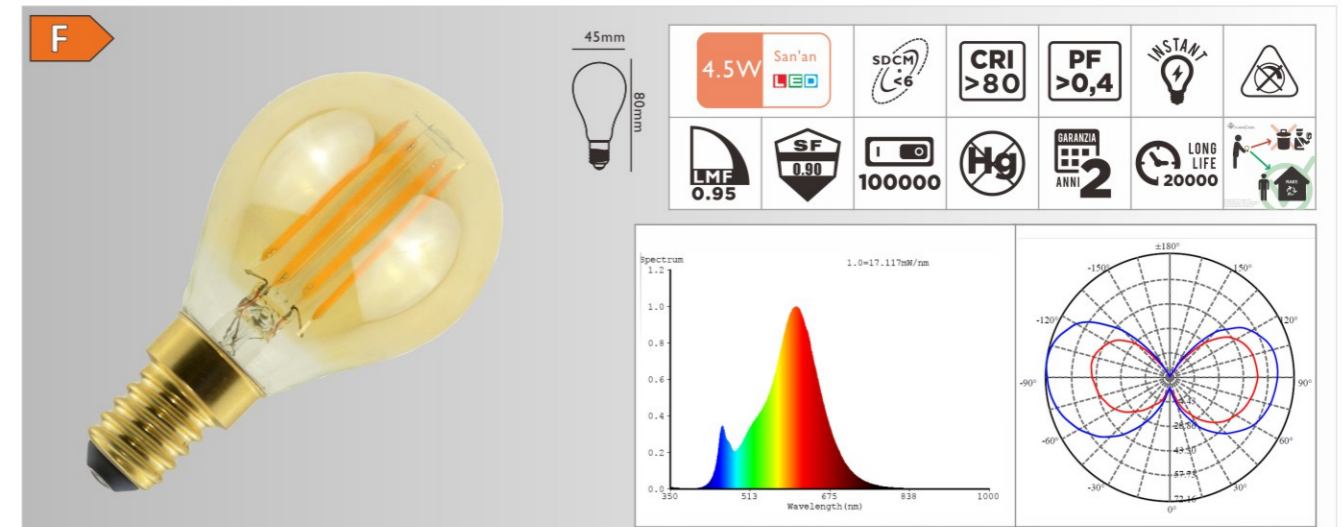
ECO GOCCIALED FILOLED GOLD



GOCCIALED FILOLED GOLD

codice	W	W	V	attacco	colore	lumen	fascio	imballo
code	W	W	V	base	colour	lumen	beam	packing
21562	7	54(ERP)	220-240	E27	2500°K	725	360°	10/100

ECO SFERALED FILOLED GOLD




SFERALED FILOLED GOLD

codice	W	W	V	attacco	colore	lumen	fascio	imballo
code	W	W	V	base	colour	lumen	beam	packing
21564	4,5	36(ERP)	220-240	E14	2500°K	420	360°	10/100

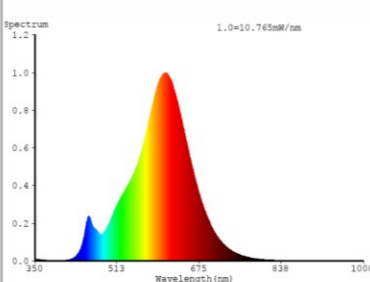
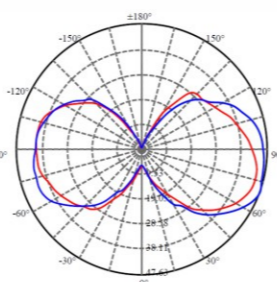
ECO OLIVALED FILOLED GOLD

F



35mm
97mm

4.5W San'an LED	SDCM <6	CRI >80	PF >0,4	INSTANT	
LMF 0.95	SF 0.90	100000	Hg	GARANZIA ANNI 2	LONG LIFE 20000





OLIVALED FILOLED GOLD

codice	W	W	V	attacco	colore	lumen	fascio	imballo
code	W	W	V	base	colour	lumen	beam	packing
21563	4.5	36(ERP)	220-240	E14	2500°K	420	360°	10/100

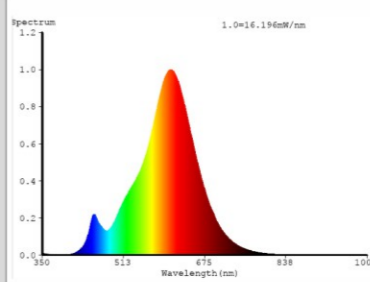
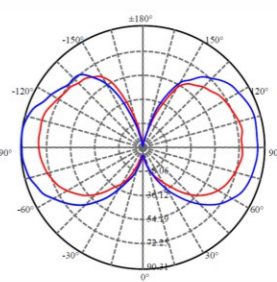
ECO GLOBOLED FILOLED GOLD

F



125mm
178mm

7W San'an LED	SDCM <6	CRI >80	PF >0,5	INSTANT	
LMF 0.95	SF 0.90	100000	Hg	GARANZIA ANNI 2	LONG LIFE 20000





GLOBOLED FILOLED GOLD

codice	W	W	V	attacco	colore	lumen	fascio	imballo
code	W	W	V	base	colour	lumen	beam	packing
21566	7	54(ERP)	220-240	E27	2500°K	720	360°	1/20

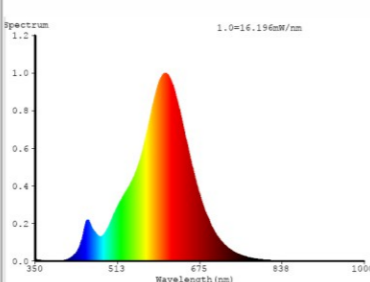
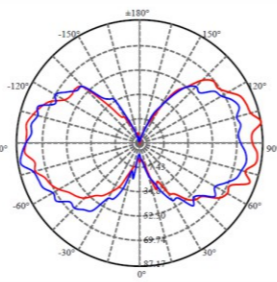
ECO ST64 FILOLED GOLD

F



64mm
140mm

7W San'an LED	SDCM <6	CRI >80	PF >0,5	INSTANT	
LMF 0.95	SF 0.90	100000	Hg	GARANZIA ANNI 2	LONG LIFE 20000

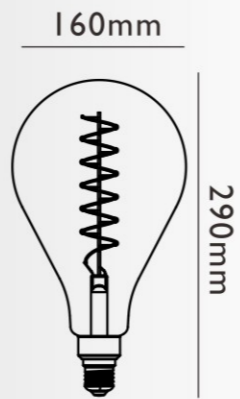



ST64 FILOLED GOLD

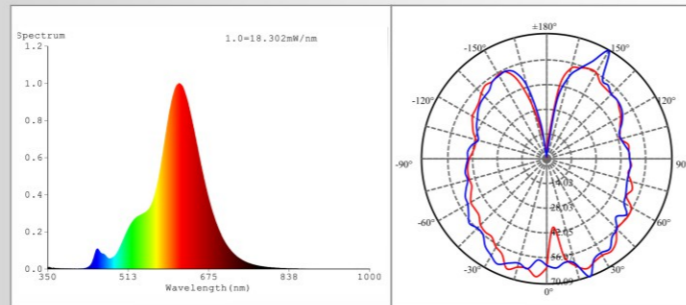
codice	W	W	V	attacco	colore	lumen	fascio	imballo
code	W	W	V	base	colour	lumen	beam	packing
21565	7	54(ERP)	220-240	E27	2500°K	720	360°	10/80



ECO MAXIGOCCIALED GOLD



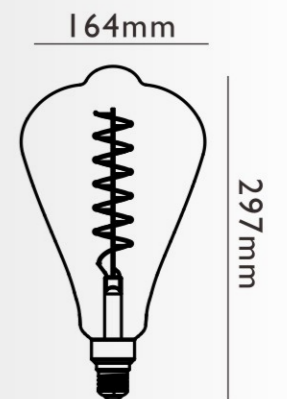
8.5W	San'an	SDCM <6	CRI >80	PF >0,5	INSTANT	
LMF 0.95	SF 0.90	100000	Hg	GARANZIA ANNI 2	LONG LIFE 20000	



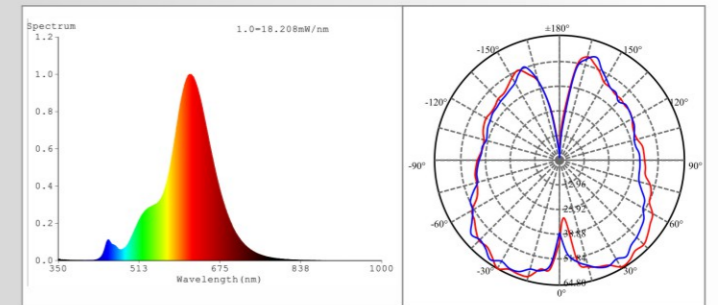
MAXIGOCCIALED GOLD

codice	W	W	V	attacco	colore	lumen	fascio	imballo
code	W	W	V	base	colour	lumen	beam	packing
21567	8.5	47(ERP)	220-240	E27	1800°K	600	360°	1/6

ECO ST I 64 FILOLED GOLD



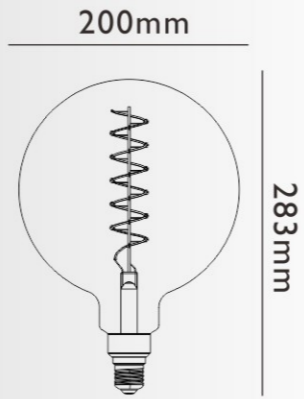
8.5W	San'an	SDCM <6	CRI >80	PF >0,5	INSTANT	
LMF 0.95	SF 0.90	100000	Hg	GARANZIA ANNI 2	LONG LIFE 20000	



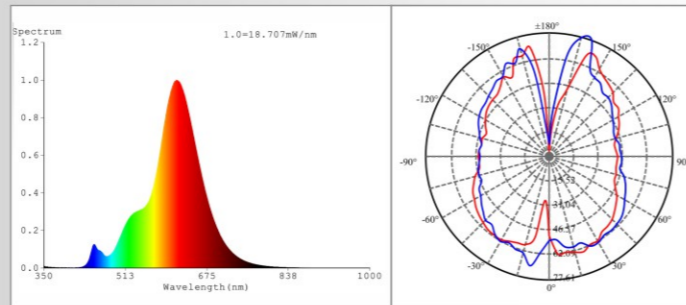
ST I 64 FILOLED GOLD

codice	W	W	V	attacco	colore	lumen	fascio	imballo
code	W	W	V	base	colour	lumen	beam	packing
21568	8.5	47(ERP)	220-240	E27	1800°K	600	360°	1/6

ECO MAXIGLOBOLED GOLD



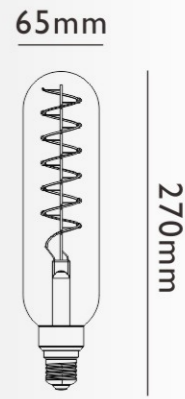

8.5W	San'an	SDCM ≤ 6	CRI >80	PF >0,5	INSTANT	
LMF 0.95	SF 0.90	100000	Hg	GARANZIA ANNI 2	LONG LIFE 20000	



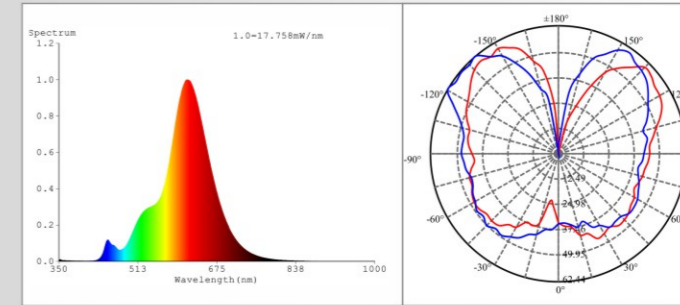
MAXIGLOBOLED GOLD

codice	W	W	V	attacco	colore	lumen	fascio	imballo
code	W	W	V	base	colour	lumen	beam	packing
21569	8.5	47(ERP)	220-240	E27	1800°K	600	360°	1/6

ECO MAXITUBOLARE GOLD



8.5W	San'an	SDCM ≤ 6	CRI >80	PF >0,5	INSTANT	
LMF 0.95	SF 0.90	100000	Hg	GARANZIA ANNI 2	LONG LIFE 20000	



MAXITUBOLARE GOLD

codice	W	W	V	attacco	colore	lumen	fascio	imballo
code	W	W	V	base	colour	lumen	beam	packing
21570	8.5	47(ERP)	220-240	E27	1800°K	600	360°	1/8



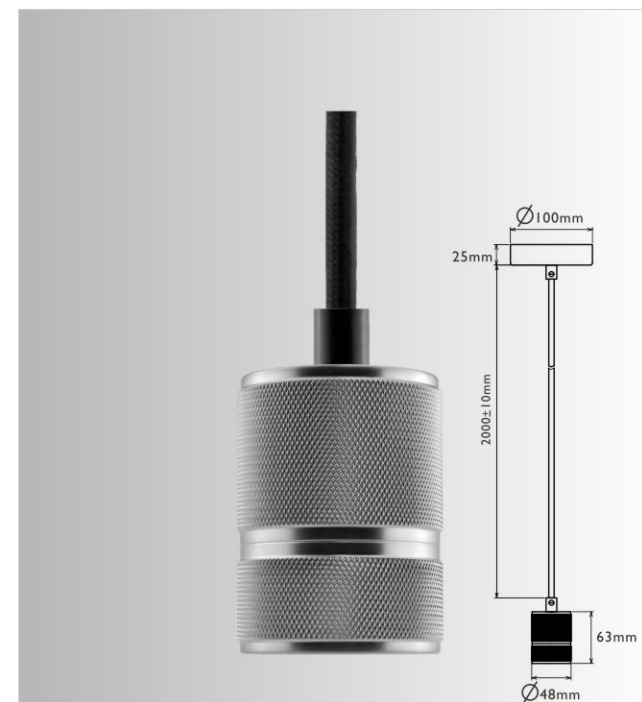
SOSPENSIONE BRONZO E27

codice/code	19847
wattaggio/wattage	Max.40
voltaggio/voltage	100-240
attacco/base	E27
colore/colour	Bronzo/Bronze
filo/wire	2M/2x0.75mm2
imballo/packing	1/20



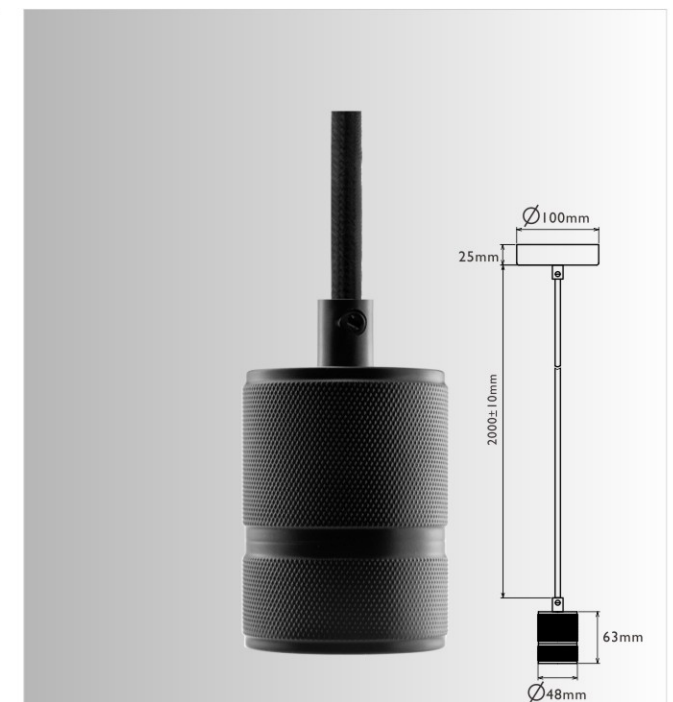
SOSPENSIONE OTTONE ANTICATO E27

codice/code	19848
wattaggio/wattage	Max.40
voltaggio/voltage	100-240
attacco/base	E27
colore/colour	Ottone anticato/Antique brass
filo/wire	2M/2x0.75mm2
imballo/packing	1/20



SOSPENSIONE CROMO E27

codice/code	19850
wattaggio/wattage	Max.40
voltaggio/voltage	100-240
attacco/base	E27
colore/colour	Cromo/Chrome
filo/wire	2M/2x0.75mm2
imballo/packing	1/20



SOSPENSIONE NERO E27

codice/code	19849
wattaggio/wattage	Max.40
voltaggio/voltage	100-240
attacco/base	E27
colore/colour	Nero/Black
filo/wire	2M/2x0.75mm2
imballo/packing	1/20



La gamma più ampia per il mercato consumer grazie anche ad un prezzo entry level, offre una scelta totale per il relamping della casa e quant'altro.

Un range che include tutte le tecnologie led, smd, cob e filoled con cui poter trovare una soluzione a tutte le esigenze.

Garanzia 2 anni.

It's the widest range for the consumer market and thanks to an interesting entry level price it offers an extensive choice of bulbs for home or other areas where re-lamping is required.

SMD, COB or FILAMENT LED technology are all available to meet any customer's request.

2 years warranty



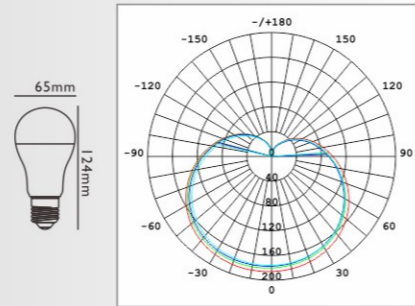
ECO GOCCIALED ECO ALTA EFFICIENZA/HIGH EFFICIENCY



E



15W EPISTAR LED	SDCM ≤ 6	CRI >80	PF >0,5	INSTANT	RoHS
LMF 0.95	SF 0.90	20000	Hg	GARANZIA ANNI 2	LONG LIFE 20000



GOCCIALED ECO

codice code	W	W	V	attacco base	colore colour	lumen	fascio beam	imballo packing
21489	15	106(ERP)	220-240	E27	3000°K	1650	240°	10/50
21490	15	109(ERP)	220-240	E27	4000°K	1700	240°	10/50
21491	15	112(ERP)	220-240	E27	6000°K	1750	240°	10/50

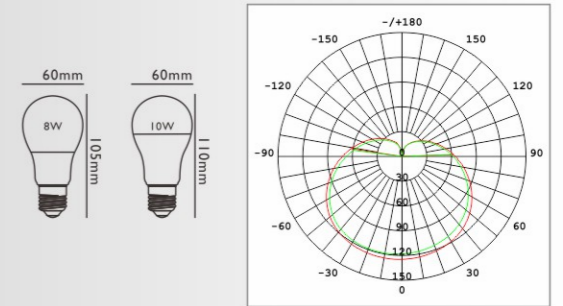
ECO GOCCIALED ECO

E

F



8W EPISTAR LED	10W EPISTAR LED	SDCM ≤ 6	CRI >80	PF >0,5	INSTANT	RoHS
LMF 0.95	SF 0.90	20000	Hg	GARANZIA ANNI 2	LONG LIFE 20000	



GOCCIALED ECO

codice code	W	W	V	attacco base	colore colour	lumen	fascio beam	imballo packing
21270	8	65(ERP)	220-240	E27	3000°K	900	240°	10/50
21271	8	66(ERP)	220-240	E27	4000°K	910	240°	10/50
21272	8	66(ERP)	220-240	E27	6000°K	920	240°	10/50
21273	10	73(ERP)	220-240	E27	3000°K	1030	240°	10/50
21274	10	74(ERP)	220-240	E27	4000°K	1050	240°	10/50
21275	10	76(ERP)	220-240	E27	6000°K	1080	240°	10/50

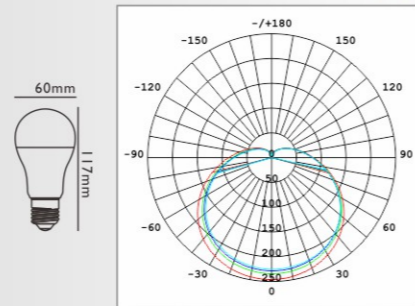
ECO GOCCIALED ECO ALTA EFFICIENZA/HIGH EFFICIENCY



F



13W EPISTAR LED	SDCM ≤ 6	CRI >80	PF >0,5	INSTANT	RoHS
LMF 0.95	SF 0.90	20000	Hg	GARANZIA ANNI 2	LONG LIFE 20000



GOCCIALED ECO

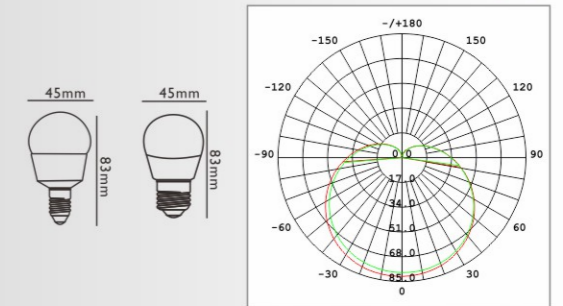
codice code	W	W	V	attacco base	colore colour	lumen	fascio beam	imballo packing
21486	13	88(ERP)	220-240	E27	3000°K	1300	240°	10/50
21487	13	90(ERP)	220-240	E27	4000°K	1350	240°	10/50
21488	13	93(ERP)	220-240	E27	6000°K	1400	240°	10/50

ECO SFERALED ECO

F



5W EPISTAR LED	SDCM ≤ 6	CRI >80	PF >0,4	INSTANT	RoHS
LMF 0.95	SF 0.90	20000	Hg	GARANZIA ANNI 2	LONG LIFE 20000



SFERALED ECO

codice code	W	W	V	attacco base	colore colour	lumen	fascio beam	imballo packing
21276	5	37(ERP)	220-240	E14	3000°K	430	240°	10/100
21277	5	37(ERP)	220-240	E14	4000°K	440	240°	10/100
21278	5	38(ERP)	220-240	E14	6000°K	450	240°	10/100
21279	5	37(ERP)	220-240	E27	3000°K	430	240°	10/100
21280	5	37(ERP)	220-240	E27	4000°K	440	240°	10/100
21281	5	38(ERP)	220-240	E27	6000°K	450	240°	10/100

ECO OLIVALED ECO

F

5W EPISTAR LED, SDCM ≤ 6, CRI >80, PF >0,4, INSTANT, No INFRARED, UV STOP, LMF 0.95, SF 0.90, 20000, Hg, GARANZIA ANNI 2, LONG LIFE 20000.

35mm, 104mm

Beam spread diagram showing a 240° beam angle.

OLIVALED ECO

codice	W	W	V	attacco	colore	lumen	fascio	imballo
code	W	W	V	base	colour	lumen	beam	packing
21282	5	38(ERP)	220-240	E14	3000°K	450	240°	10/100
21283	5	39(ERP)	220-240	E14	4000°K	460	240°	10/100
21284	5	40(ERP)	220-240	E14	6000°K	470	240°	10/100

ECO DICROLED ECO 120

F

5W REFOND LED, SDCM ≤ 6, CRI >80, PF >0,4, INSTANT, No INFRARED, UV STOP, LMF 0.95, SF 0.90, 20000, Hg, GARANZIA ANNI 2, LONG LIFE 20000.

50mm, 56mm

Beam spread diagram showing a 120° beam angle.

DICROLED ECO 120

codice	W	V	attacco	colore	lumen360°	lumen120°	fascio	imballo
code	W	V	base	colour	lumen360°	lumen120°	beam	packing
21152	5	220-240	GU10	3000°K	400	380	120°	10/100
21153	5	220-240	GU10	4000°K	420	400	120°	10/100
21317	5	220-240	GU10	6000°K	440	420	120°	10/100

• lampada non idonea per l'illuminazione d'accento
Bulb not suitable for spot lighting

ECO COLPO DI VENTOLED

F

5W EPISTAR LED, SDCM ≤ 6, CRI >80, PF >0,4, INSTANT, No INFRARED, UV STOP, LMF 0.95, SF 0.90, 20000, Hg, GARANZIA ANNI 2, LONG LIFE 20000.

35mm, 126mm

Beam spread diagram showing a 240° beam angle.

OLIVALED ECO

codice	W	W	V	attacco	colore	lumen	fascio	imballo
code	W	W	V	base	colour	lumen	beam	packing
21657	5	37(ERP)	220-240	E14	3000°K	430	240°	10/100
21658	5	37(ERP)	220-240	E14	4000°K	440	240°	10/100
21659	5	38(ERP)	220-240	E14	6000°K	450	240°	10/100

ECO DICROLED ECO 38

F

5W REFOND LED, SDCM ≤ 6, CRI >80, PF >0,4, INSTANT, No INFRARED, UV STOP, LMF 0.95, SF 0.90, 20000, Hg, GARANZIA ANNI 2, LONG LIFE 20000.

50mm, 56mm


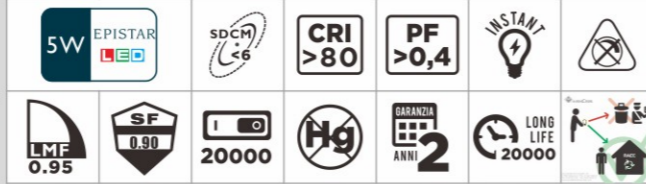
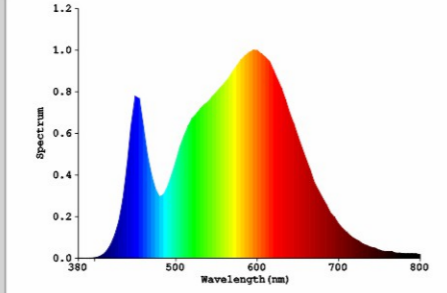
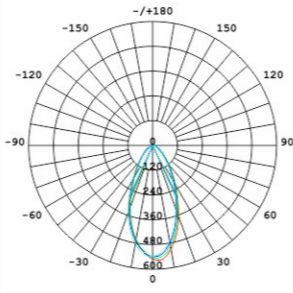
Beam spread diagram showing a 38° beam angle.

DICROLED ECO 38

codice	W	W	V	attacco	colore	lumen360°	lumen90°	fascio	imballo
code	W	W	V	base	colour	lumen360°	lumen90°	beam	packing
21212	5	59(ERP)	220-240	GU10	3000°K	430	420	38°	10/100
21213	5	62(ERP)	220-240	GU10	4000°K	450	440	38°	10/100

ECO DECO-SMD-5

E


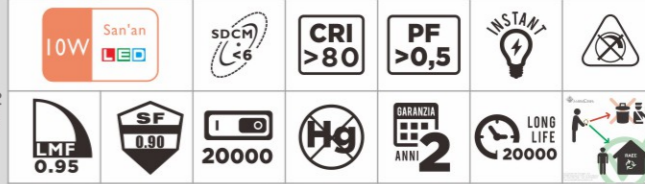
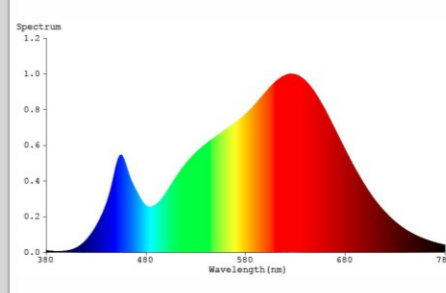
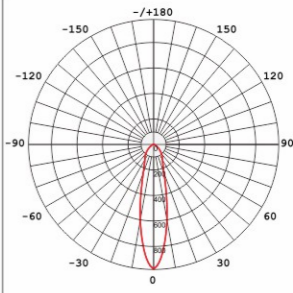





DECO-SMD-5

codice code	W	W W	V	attacco base	colore colour	lumen360° lumen360°	lumen90° lumen90°	fascio beam	imballo packing
21527	5	63(ERP)	220-240	GU10	3000°K	480	470	48°	10/100
21528	5	66(ERP)	220-240	GU10	4000°K	490	480	48°	10/100

ECO PAR30LED

F

PAR30LED TUTTO VETRO

codice code	W	W W	V	attacco base	colore colour	lumen360° lumen360°	lumen90° lumen90°	fascio beam	imballo packing
21353	10	91(ERP)	220-240	E27	3000°K	800	780	50°	1/20

ECO ECO-PIATTADECO

F





ECO-PIATTADECO

codice code	W	W W	V	attacco base	colore colour	lumen lumen	fascio beam	imballo packing
21583	7	47(ERP)	220-240	GX53-I	3000°K	600	100°	10/100
21584	7	48(ERP)	220-240	GX53-I	4000°K	620	100°	10/100
21585	7	50(ERP)	220-240	GX53-I	6000°K	640	100°	10/100

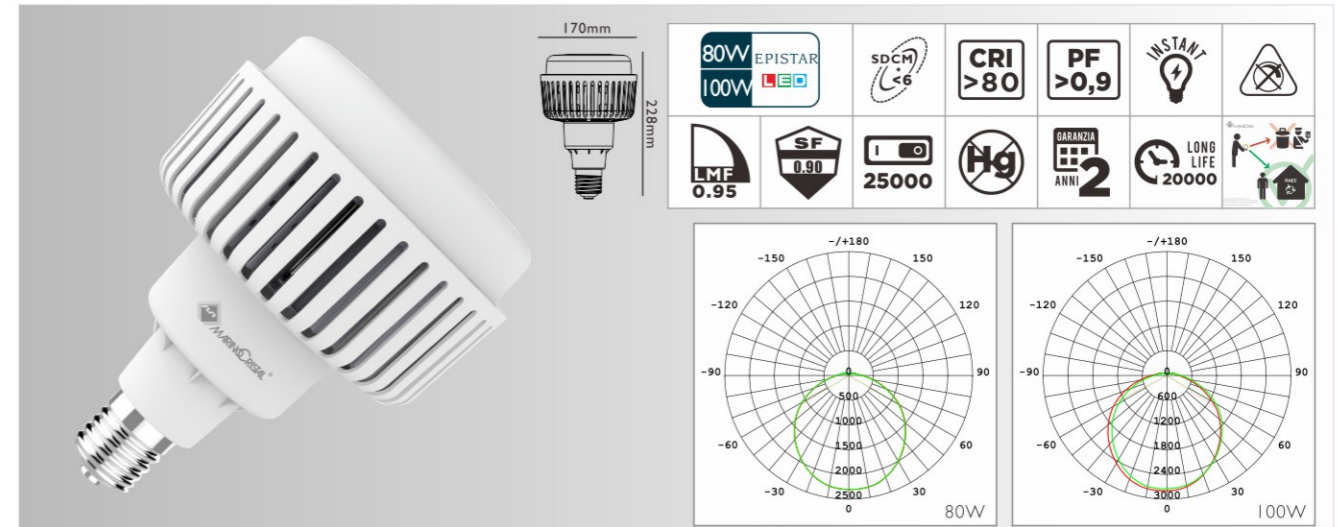
ECO HYPER_POWERLED



HYPER_POWERLED

codice code	W	W W	V	attacco base	colore colour	lumen	fascio beam	imballo packing
21519	62	307(ERP)	220-240	E40	3000°K	5600	120°	1/20
21520	62	314(ERP)	220-240	E40	4000°K	5750	120°	1/20

ECO HYPER_POWERLED



HYPER_POWERLED

codice code	W	W W	V	attacco base	colore colour	lumen	fascio beam	imballo packing
21522	80	387(ERP)	220-240	E40	3000°K	7200	120°	1/20
21523	80	396(ERP)	220-240	E40	4000°K	7380	120°	1/20
21524	100	477(ERP)	220-240	E40	3000°K	9000	120°	1/20
21525	100	489(ERP)	220-240	E40	4000°K	9250	120°	1/20



Accessorio/Accessory

codice code	Description
21521	Diffusore/Diffuser per/for HYPER_POWERLED 62W



Accessorio/Accessory

codice code	Description
21526	Diffusore/Diffuser per/for HYPER_POWERLED 80W/100W

ECO TUBI LED T8 9 120lm/W

E

9W	LED 3528	SDCM <6	CRI >80	PF 0,5	INSTANT	
LMF 0.95	SF 0.90	20000	Hg	GARANZIA ANNI 2	LONG LIFE 20000	

600 26 28,7

TUBI LED T8 9 120lm/W

codice	W	W	V	attacco	colore	lumen	fascio	imballo
code	W	W	V	base	colour	lumen	beam	packing
21624	9	18	AC180-264	G13	4000°K	1080	270°	25
21628	9	18	AC180-264	G13	6000°K	1080	270°	25

- Tubi LED T8 per collegamento diretto tensione di rete o per alimentatore elettromeccanico previa sostituzione starter .
 - Non utilizzare in collegamenti in serie.
 - Per collegamento diretto alla tensione di rete verificare con cura che la testata contrassegnata da "INPUT L-N" venga collegata alla morsettiera in entrata
- T8 LED tubes for direct mains voltage connection or for electromagnetic ballast replacing the starter .*
Not suitable for series connection.
For direct connection to mains voltage please make sure the pins labeled "INPUT L-N" are connected to the terminal board.

ECO TUBI LED T8 18 120lm/W

E

18W	LED 3528	SDCM <6	CRI >80	PF 0,5	INSTANT	
LMF 0.95	SF 0.90	20000	Hg	GARANZIA ANNI 2	LONG LIFE 20000	

1200 26 28,7

TUBI LED T8 18 120lm/W

codice	W	W	V	attacco	colore	lumen	fascio	imballo
code	W	W	V	base	colour	lumen	beam	packing
21626	18	36	AC180-264	G13	4000°K	2160	270°	25
21630	18	36	AC180-264	G13	6000°K	2160	270°	25

- Tubi LED T8 per collegamento diretto tensione di rete o per alimentatore elettromeccanico previa sostituzione starter .
 - Non utilizzare in collegamenti in serie.
 - Per collegamento diretto alla tensione di rete verificare con cura che la testata contrassegnata da "INPUT L-N" venga collegata alla morsettiera in entrata
- T8 LED tubes for direct mains voltage connection or for electromagnetic ballast replacing the starter .*
Not suitable for series connection.
For direct connection to mains voltage please make sure the pins labeled "INPUT L-N" are connected to the terminal board.

ECO TUBI LED T8 14 120lm/W

E

14W	LED 3528	SDCM <6	CRI >80	PF 0,5	INSTANT	
LMF 0.95	SF 0.90	20000	Hg	GARANZIA ANNI 2	LONG LIFE 20000	

900 26 28,7

TUBI LED T8 14 120lm/W

codice	W	W	V	attacco	colore	lumen	fascio	imballo
code	W	W	V	base	colour	lumen	beam	packing
21625	14	30	AC180-264	G13	4000°K	1680	270°	25
21629	14	30	AC180-264	G13	6000°K	1680	270°	25

- Tubi LED T8 per collegamento diretto tensione di rete o per alimentatore elettromeccanico previa sostituzione starter .
 - Non utilizzare in collegamenti in serie.
 - Per collegamento diretto alla tensione di rete verificare con cura che la testata contrassegnata da "INPUT L-N" venga collegata alla morsettiera in entrata
- T8 LED tubes for direct mains voltage connection or for electromagnetic ballast replacing the starter .*
Not suitable for series connection.
For direct connection to mains voltage please make sure the pins labeled "INPUT L-N" are connected to the terminal board.

ECO TUBI LED T8 25 120lm/W

E

25W	LED 3528	SDCM <6	CRI >80	PF 0,5	INSTANT	
LMF 0.95	SF 0.90	20000	Hg	GARANZIA ANNI 2	LONG LIFE 20000	

1500 26 28,7

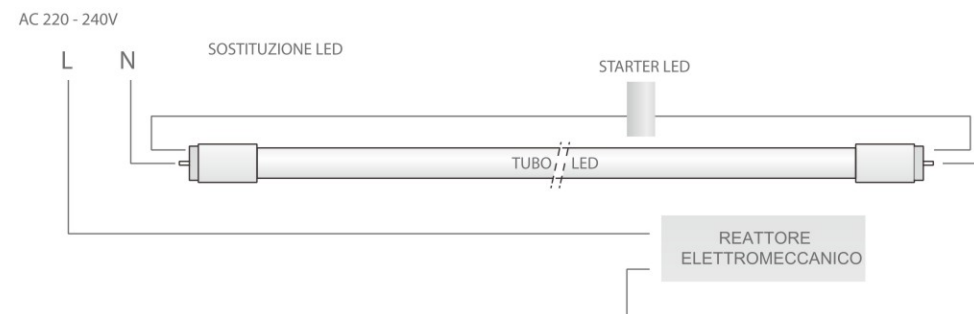
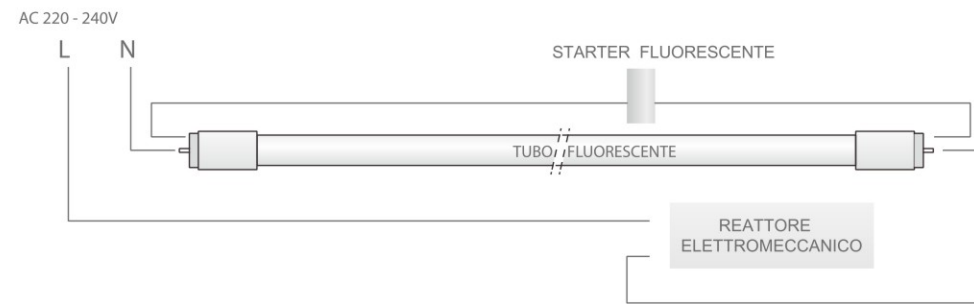
TUBI LED T8 25 120lm/W

codice	W	W	V	attacco	colore	lumen	fascio	imballo
code	W	W	V	base	colour	lumen	beam	packing
21627	25	58	AC180-264	G13	4000°K	3000	270°	25
21631	25	58	AC180-264	G13	6000°K	3000	270°	25


- Tubi LED T8 per collegamento diretto tensione di rete o per alimentatore elettromeccanico previa sostituzione starter .
 - Non utilizzare in collegamenti in serie.
 - Per collegamento diretto alla tensione di rete verificare con cura che la testata contrassegnata da "INPUT L-N" venga collegata alla morsettiera in entrata
- T8 LED tubes for direct mains voltage connection or for electromagnetic ballast replacing the starter .*
Not suitable for series connection.
For direct connection to mains voltage please make sure the pins labeled "INPUT L-N" are connected to the terminal board.



Accessori/Accessories		imballo packing
codice code		
21632	STARTER PER ECO-TUBO LED	25/1000



IMPORTANTE:



STRIPLED E PROFILI

Una gamma completa di strisce led che incontra tutte le esigenze progettuali.

La gamma PRO con 4/5 anni di garanzia è adatta agli impieghi dove la qualità della luce e le aspettative di vita sono parametri fondamentali.

La gamma ECO con 2 anni di garanzia è caratterizzata da un ottimo rapporto prezzo – qualità.

A corredo, per una corretta installazione, profili, schermi ed alimentatori.

-Angolo diffusione luce 120°

-Curvatura massima d.6 cm.

-Temperatura ambiente -20°/+45°C

LED STRIPS AND PROFILES

A wide range of LED strips which meets any project's requirement. The PRO range with 4/5 years warranty is suitable for applications where the light quality and life are fundamental. The ECO range with 2 years warranty and with an excellent price/quality ratio.

To ensure a correct and reliable installation, aluminium profiles, diffusers, drivers and other accessories are provided.

-View angle: 120°

-Flexible with a maximum bend diameter of 6 cm

-Ambient temperature: -20°/+45°C

Lumen/m@4000K	CONSTANT CURRENT	LED CHIPS/M	COD.	PAG.
492LM		60 led chips/m	21972/24	PI21
Lumen/m@4000K	COB SERIES	LED CHIPS/M	COD.	PAG.
1420LM		480 led chips/m	21969/24	PI24
Lumen/m@3000K	SMD	LED CHIPS/M	COD.	PAG.
3000LM CRI>90		240 led chips/m	21951/24	PI25
933LM CRI>90		120 led chips/m	21949/24	PI26
730LM CRI>90		120 led chips/m	21948/24	PI27
Lumen/m@4000K	SMD	LED CHIPS/M	COD.	PAG.
3700LM		224 led chips/m	21961/24	PI28
2704LM		160 led chips/m	21959/24	PI29
1900LM		240 led chips/m	21954/24	PI30
1600LM		120 led chips/m	21923/24	PI31
1440LM		120 led chips/m	21925/24	PI32
300LM		60 led chips/m RGB	21934/24	PI33
1230LM		60 led chips/m	21945/24	PI37
1050LM		120 led chips/m	21957/24	PI39
560LM		60 led chips/m	21967/24	PI41



Strisce LED
LED strips

- Angolo diffusione: 120°
- Flessione massima fino ad una curvatura Ø 6cm
- Striscia flessibile di 25m con LED SMD
- Utilizzabile in innumerevoli applicazioni come illuminazione decorativa o scenografica (bar, ristoranti, negozi, hotel, giardini, centri benessere, residenziale, ecc.)
- Temperatura ambiente: -20°/45°

- View angle: 120°
- Flexible with a maximum bend diameter of 6cm
- flexible strip with SMD LED (25m reel)
- Suitable for several applications like decorative or accent lighting (bars, restaurants, shops, hotels, gardens, spa, homes, etc.)
- Ambient temperature: -20°/45°

PRO CONSTANT CURRENT 4,32W_LED 2835_510lm/m Bobina/Reel 25m
Stessa luminosità per tutta la strip/Same consistent brightness for the whole strip

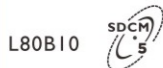


LED 2835 IP20

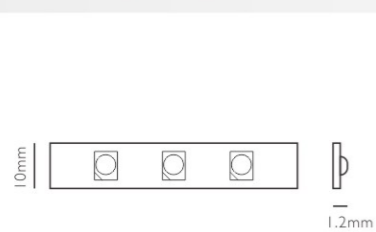
codice code	colore colour	nr. Led/m nr Led/m	lumen/m lumen/m	V V	W/m power/m	lunghezza bobina reel length	unità taglio cutting unit	larghezza width	superficie dissipante heat sink
21971/24	3000°K	60	464	24	4.32	25m	10cm	10mm	PR1,PR2,PR3_EVO,PR4,PR5 PR1_DEEP,PR2_DEEP
21972/24	4000°K	60	492	24	4.32	25m	10cm	10mm	PR1,PR2,PR3_EVO,PR4,PR5 PR1_DEEP,PR2_DEEP
21973/24	6000°K	60	492	24	4.32	25m	10cm	10mm	PR1,PR2,PR3_EVO,PR4,PR5 PR1_DEEP,PR2_DEEP

Per tutte le versioni con potenza superiore a 14,4W/m, utilizzare un profilo in alluminio.
Vedi pag 151-157.

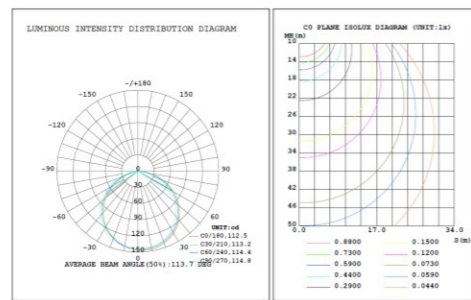
For all strips with wattage over 14,4W, an aluminium profile must be used.
See pages 151-157.




Dimension



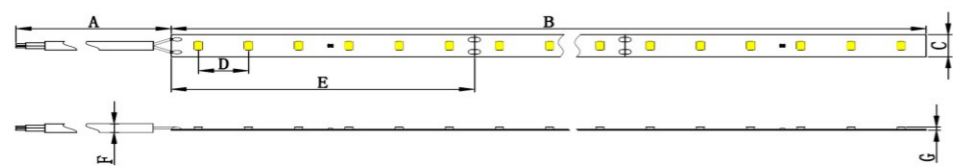
Photometric Diagrams



Illuminance Distribution



Assembly&Measurement



A	B	C	D	E	F	G
300±10mm	50000±50mm	10±0.5mm	16.67±0.5mm	100±0.5mm	Φ6.0±0.5mm	1.2±0.5mm
11.81±0.39in	1968.5±1.97in	0.394±0.02in	0.66±0.02in	3.937±0.02in	0.236±0.02in	0.047±0.02in

- Angolo diffusione: 120°
- Flessione massima fino ad una curvatura Ø 6cm
- Striscia flessibile di 25m con LED SMD
- Utilizzabile in innumerevoli applicazioni come illuminazione decorativa o scenografica (bar, ristoranti, negozi, hotel, giardini, centri benessere, residenziale, ecc.)
- Temperatura ambiente: -20°/45°

- View angle: 120°
- Flexible with a maximum bend diameter of 6cm
- flexible strip with SMD LED (25m reel)
- Suitable for several applications like decorative or accent lighting (bars, restaurants, shops, hotels, gardens, spa, homes, etc.)
- Ambient temperature: -20°/45°

PRO CONSTANT CURRENT 4,32W_LED 2835_464lm/m Bobina/Reel 25m
Stessa luminosità per tutta la strip/Same consistent brightness for the whole strip



LED 2835 IP67

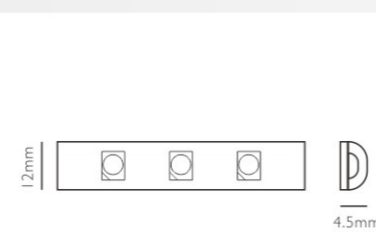
codice code	colore colour	nr. Led/m nr. Led/m	lumen/m lumen/m	V V	W/m power/m	lunghezza bobina reel length	unità taglio cutting unit	larghezza width	superficie dissipante heat sink
21974/24	3000°K	60	432	24	4.32	25m	10cm	12mm	PR1,PR2,PR3_EVO,PR4 PR1_DEEP,PR2_DEEP
21975/24	4000°K	60	458	24	4.32	25m	10cm	12mm	PR1,PR2,PR3_EVO,PR4 PR1_DEEP,PR2_DEEP
21976/24	6000°K	60	458	24	4.32	25m	10cm	12mm	PR1,PR2,PR3_EVO,PR4 PR1_DEEP,PR2_DEEP

Per tutte le versioni con potenza superiore a 14,4W/m, utilizzare un profilo in alluminio.
Vedi pag 151-157.

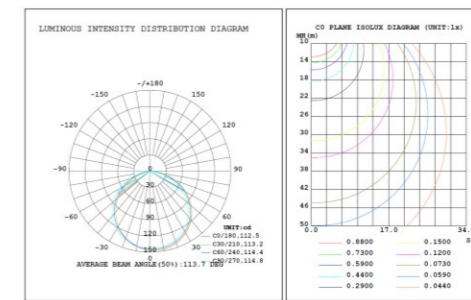
For all strips with wattage over 14,4W, an aluminium profile must be used.
See pages 151-157.




Dimension



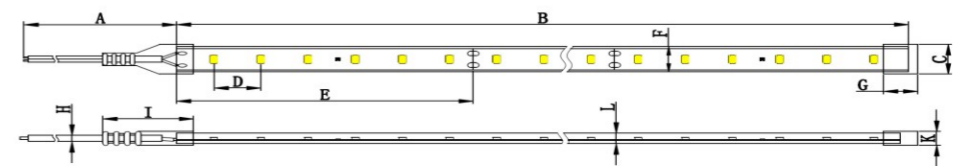
Photometric Diagrams



Illuminance Distribution



Assembly&Measurement



A	B	C	D	E	F	G	H	I	L	K
300±10mm	40000±50mm	14.0±0.5mm	16.67±0.2mm	100±0.2mm	12.0±0.5mm	10±0.5mm	Φ6.0±0.2mm	30.0±0.5mm	4.5±0.5mm	7.0±0.5mm
11.81±0.39in	1574.8±1.97in	0.551±0.02in	0.656±0.008in	3.94±0.008in	0.47±0.02in	0.394±0.02in	0.236±0.008in	1.18±0.02in	0.177±0.02in	0.276±0.02in



Strisce COB
COB strips

- Angolo diffusione: 120°
- Flessione massima fino ad una curvatura Ø 5 CM
- Striscia flessibile di 5m con COB LED
- Utilizzabile in innumerevoli applicazioni come illuminazione decorativa o scenografica (bar, ristoranti, negozi, hotel, giardini, centri benessere, residenziale, ecc.)
- Temperatura ambiente: -20°/40°

- View angle: 120°
- Flexible with a maximum bend of diameter of 5 cm
- Flexible strip with COB LED (5m reel)
- Suitable for several applications like decorative or accent lighting (bars, restaurants, shops, hotels, gardens, spa, homes, etc.)
- Ambient temperature: -20°/40°

PRO CRI>90 COB STRIP IP20_15W

- G** 21968/24
- F** 21969/24
- F** 21970/24



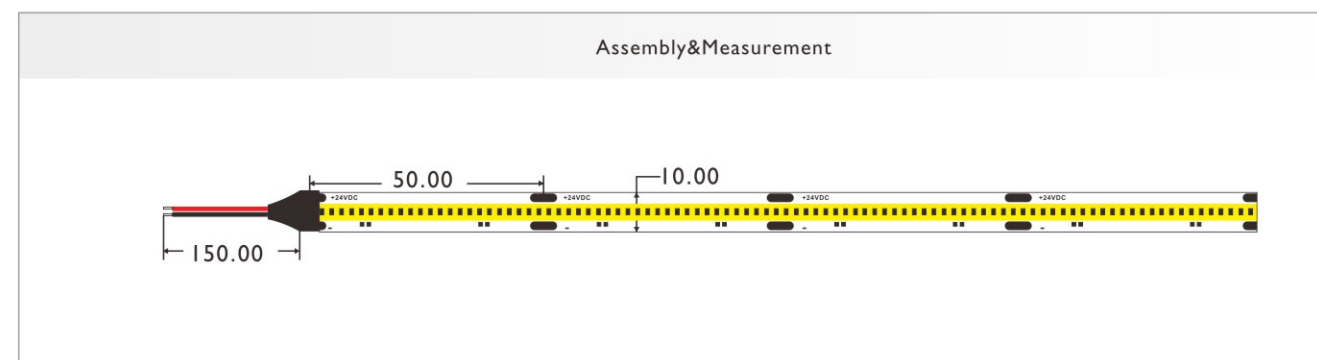
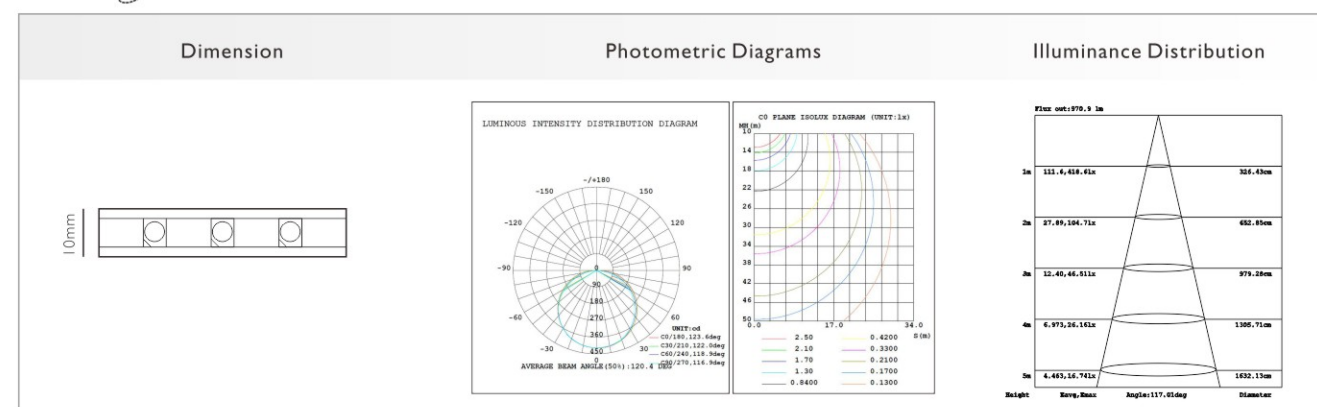
COB STRIP IP20

codice code	colore colour	nr. Led/m nr. Led/m	lumen/m lumen/m	V V	W/m power/m	lunghezza bobina reel length	unità taglio cutting unit	larghezza width	superficie dissipante heat sink
21968/24	3000°K	480	1360	24	15	5m	5cm	10mm	PR1,PR2,PR3_EVO,PR4,PR5 PR1_DEEP,PR2_DEEP
21969/24	4000°K	480	1420	24	15	5m	5cm	10mm	PR1,PR2,PR3_EVO,PR4,PR5 PR1_DEEP,PR2_DEEP
21970/24	6000°K	480	1500	24	15	5m	5cm	10mm	PR1,PR2,PR3_EVO,PR4,PR5 PR1_DEEP,PR2_DEEP

Per tutte le versioni con potenza superiore a 14,4W/m, utilizzare un profilo in alluminio.
Vedi pag 151-157.

For all strips with wattage over 14,4W, an aluminium profile must be used.
See pages 151-157.


L80B10



- Angolo diffusione: 120°
- Flessione massima fino ad una curvatura Ø 6cm
- Striscia flessibile di 3m con LED SMD
- Utilizzabile in innumerevoli applicazioni come illuminazione decorativa o scenografica (bar, ristoranti, negozi, hotel, giardini, centri benessere, residenziale, ecc.)
- Temperatura ambiente: -20°/45°

- View angle: 120°
- Flexible with a maximum bend diameter of 6cm
- flexible strip with SMD LED (3m reel)
- Suitable for several applications like decorative or accent lighting (bars, restaurants, shops, hotels, gardens, spa, homes, etc.)
- Ambient temperature: -20°/45°

PRO CRI>90 LED 2835 IP20_48W

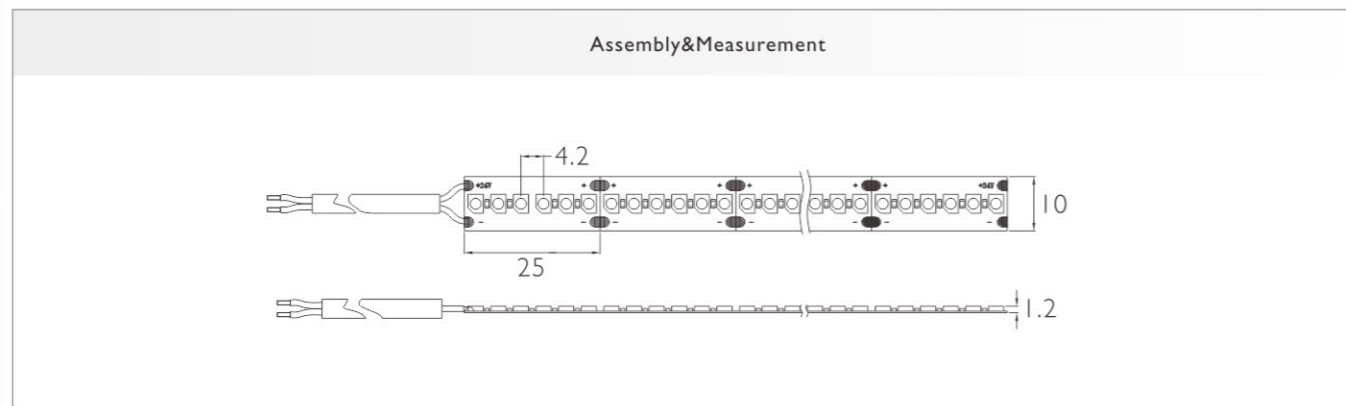
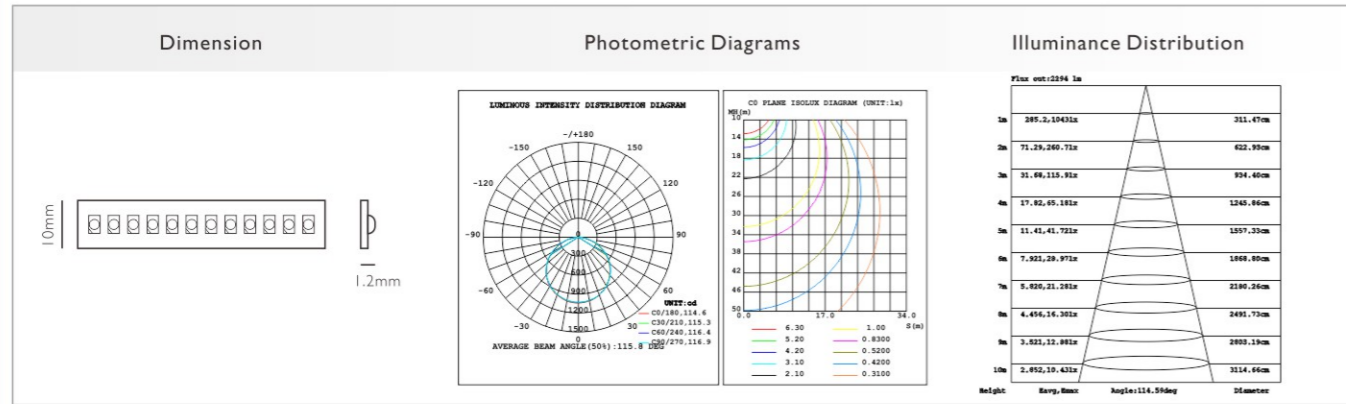


code	colore	nr. Led/m	lumen/m	V	W/m	lunghezza bobina	unità taglio	larghezza	superficie dissipante
code	colour	nr. Led/m	lumen/m	V	power/m	reel length	cutting unit	width	heat sink
21951/24	3000°K	240	3000	24	48	3m	2.5cm	10mm	PR4

Per tutte le versioni con potenza superiore a 14,4W/m, utilizzare un profilo in alluminio. Vedi pag 151-157.

For all strips with wattage over 14,4W, an aluminium profile must be used. See pages 151-157.

L80B10 SDCM 5



- Angolo diffusione: 120°
- Flessione massima fino ad una curvatura Ø 6cm
- Striscia flessibile di 5m/3m con LED SMD
- Utilizzabile in innumerevoli applicazioni come illuminazione decorativa o scenografica (bar, ristoranti, negozi, hotel, giardini, centri benessere, residenziale, ecc.)
- Temperatura ambiente: -20°/45°

- View angle: 120°
- Flexible with a maximum bend diameter of 6cm
- flexible strip with SMD LED (5m/3m reel)
- Suitable for several applications like decorative or accent lighting (bars, restaurants, shops, hotels, gardens, spa, homes, etc.)
- Ambient temperature: -20°/45°

PRO CRI>90 LED 2835 IP20_14.4W

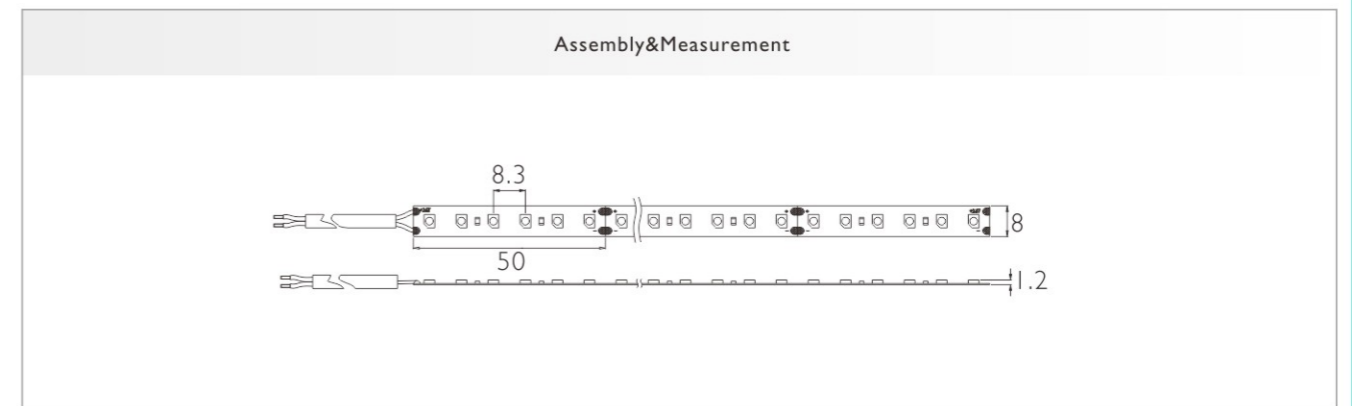
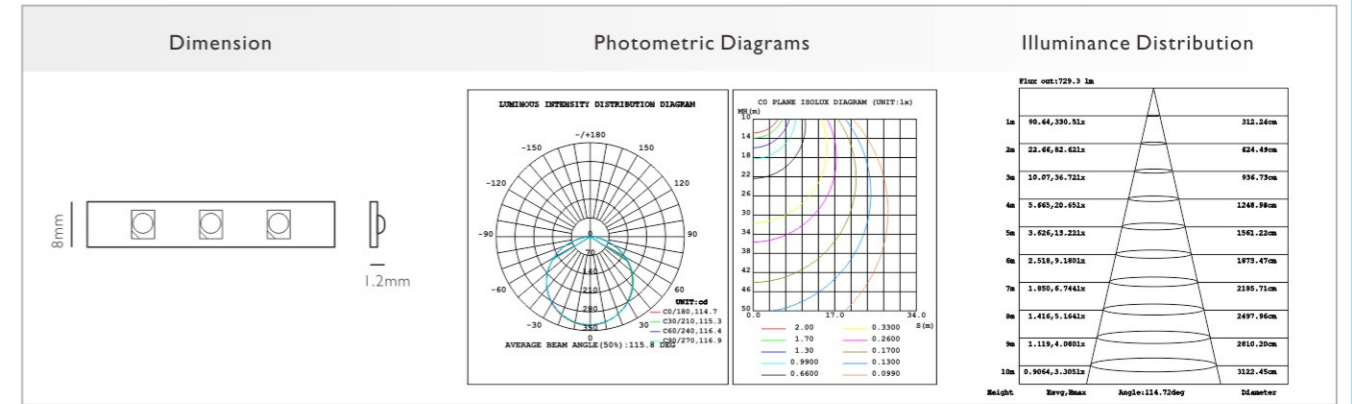


code	colore	nr. Led/m	lumen/m	V	W/m	lunghezza bobina	unità taglio	larghezza	superficie dissipante
code	colour	nr. Led/m	lumen/m	V	power/m	reel length	cutting unit	width	heat sink
21949/24	3000°K	120	933	24	14.4	5m	5cm	8mm	PR1, PR2, PR3_EVO, PR4, PR5 PR1_DEEP, PR2_DEEP

Per tutte le versioni con potenza superiore a 14,4W/m, utilizzare un profilo in alluminio. Vedi pag 151-157.

For all strips with wattage over 14,4W, an aluminium profile must be used. See pages 151-157.

L80B10 SDCM 5



- Angolo diffusione: 120°
- Flessione massima fino ad una curvatura Ø 6cm
- Striscia flessibile di 5m con LED SMD
- Utilizzabile in innumerevoli applicazioni come illuminazione decorativa o scenografica (bar, ristoranti, negozi, hotel, giardini, centri benessere, residenziale, ecc.)
- Temperatura ambiente: -20°/45°

- View angle: 120°
- Flexible with a maximum bend diameter of 6cm
- flexible strip with SMD LED (5m reel)
- Suitable for several applications like decorative or accent lighting (bars, restaurants, shops, hotels, gardens, spa, homes, etc.)
- Ambient temperature: -20°/45°

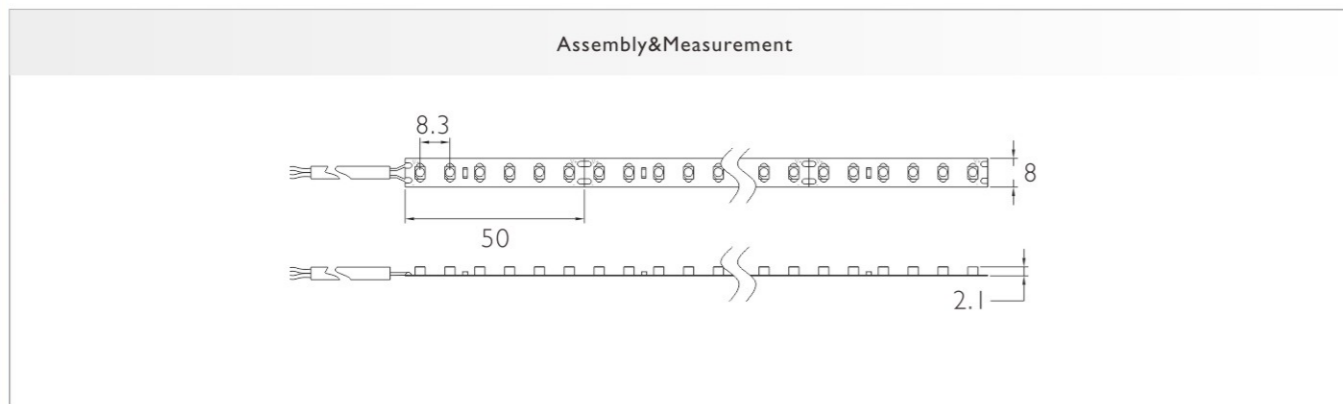
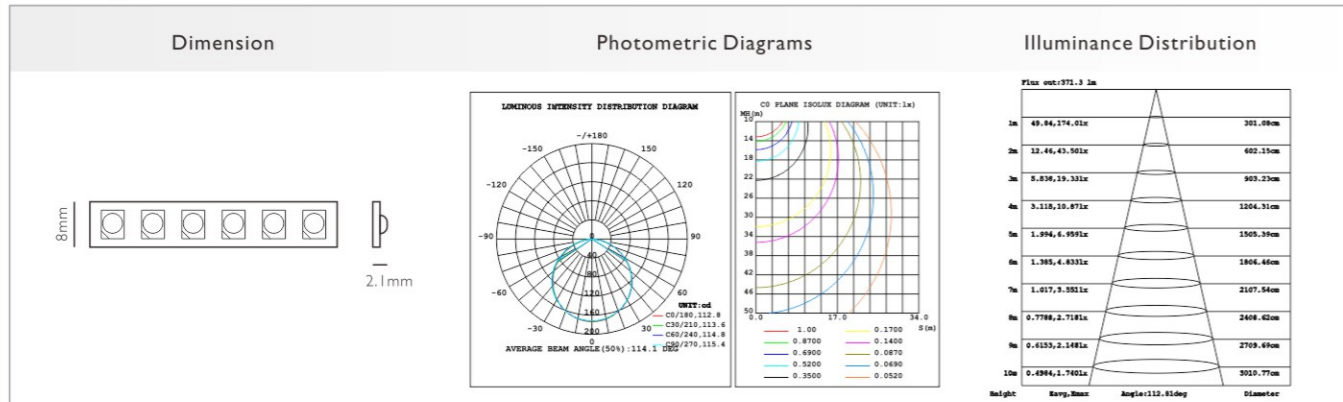
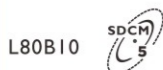
PRO CRI>90 LED 2835 IP20_9.6W



code	colore	nr. Led/m	lumen/m	V	W/m	lunghezza bobina	unità taglio	larghezza	superficie dissipante
code	colour	nr. Led/m	lumen/m	V	power/m	reel length	cutting unit	width	heat sink
21948/24	3000°K	120	730	24	9,6	5m	5cm	8mm	PR1,PR2,PR3_EVO,PR4,PR5 PR1_DEEP,PR2_DEEP

Per tutte le versioni con potenza superiore a 14,4W/m, utilizzare un profilo in alluminio. Vedi pag 151-157.

For all strips with wattage over 14,4W, an aluminium profile must be used. See pages 151-157.



- Angolo diffusione: 120°
- Flessione massima fino ad una curvatura Ø 6cm
- Striscia flessibile di 5m/3m con LED SMD
- Utilizzabile in innumerevoli applicazioni come illuminazione decorativa o scenografica (bar, ristoranti, negozi, hotel, giardini, centri benessere, residenziale, ecc.)
- Temperatura ambiente: -20°/45°

- View angle: 120°
- Flexible with a maximum bend diameter of 6cm
- flexible strip with SMD LED (5m/3m reel)
- Suitable for several applications like decorative or accent lighting (bars, restaurants, shops, hotels, gardens, spa, homes, etc.)
- Ambient temperature: -20°/45°

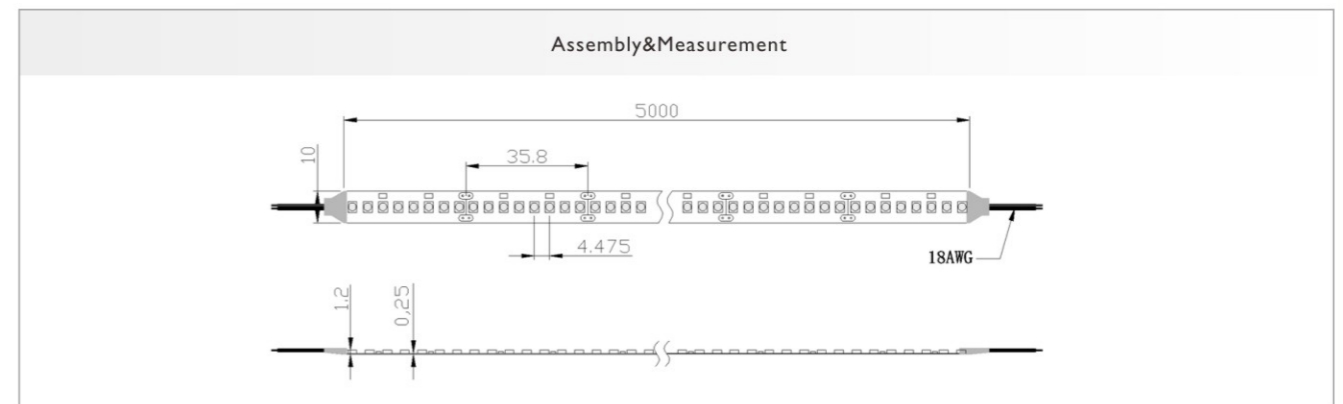
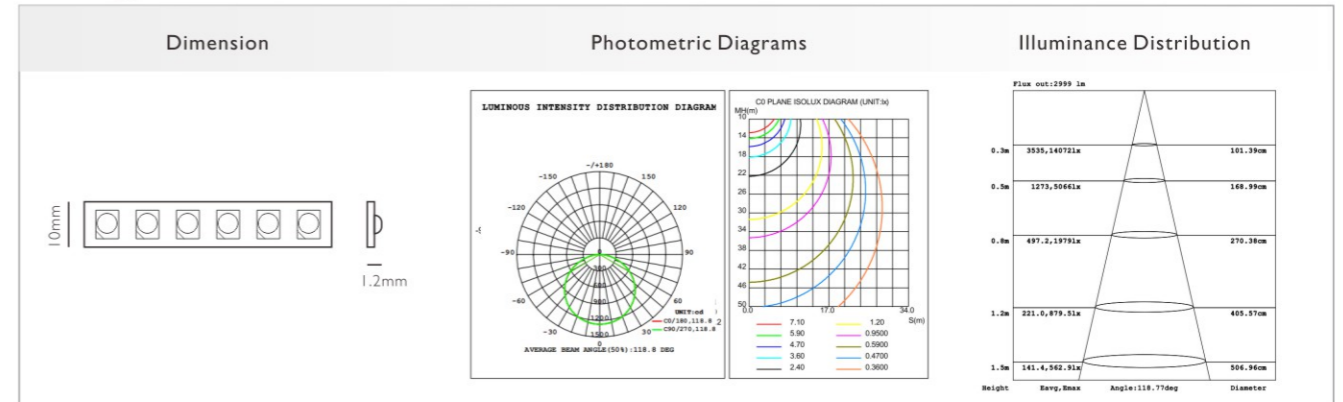
PRO HI-EFFICIENCY 135lm/W 26,88W_LED 2835_>3629lm/m



code	colore	nr. Led/m	lumen/m	V	W/m	lunghezza bobina	unità taglio	larghezza	superficie dissipante
code	colour	nr. Led/m	lumen/m	V	power/m	reel length	cutting unit	width	heat sink
21960/24	3000°K	224	3628	24	26,88	5m	3.6cm	10mm	PR4
21961/24	4000°K	224	3700	24	26,88	5m	3.6cm	10mm	PR4

Per tutte le versioni con potenza superiore a 14,4W/m, utilizzare un profilo in alluminio. Vedi pag 151-157.

For all strips with wattage over 14,4W, an aluminium profile must be used. See pages 151-157.



- Angolo diffusione: 120°
- Flessione massima fino ad una curvatura Ø 6cm
- Striscia flessibile di 5m con LED SMD
- Utilizzabile in innumerevoli applicazioni come illuminazione decorativa o scenografica (bar, ristoranti, negozi, hotel, giardini, centri benessere, residenziale, ecc.)
- Temperatura ambiente: -20°/45°

- View angle: 120°
- Flexible with a maximum bend diameter of 6cm
- flexible strip with SMD LED (5m reel)
- Suitable for several applications like decorative or accent lighting (bars, restaurants, shops, hotels, gardens, spa, homes, etc.)
- Ambient temperature: -20°/45°

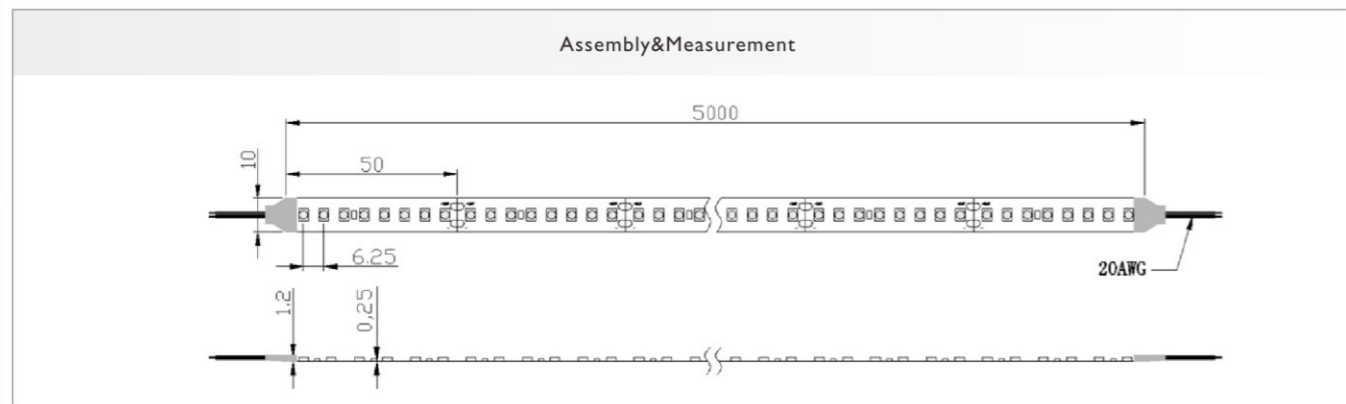
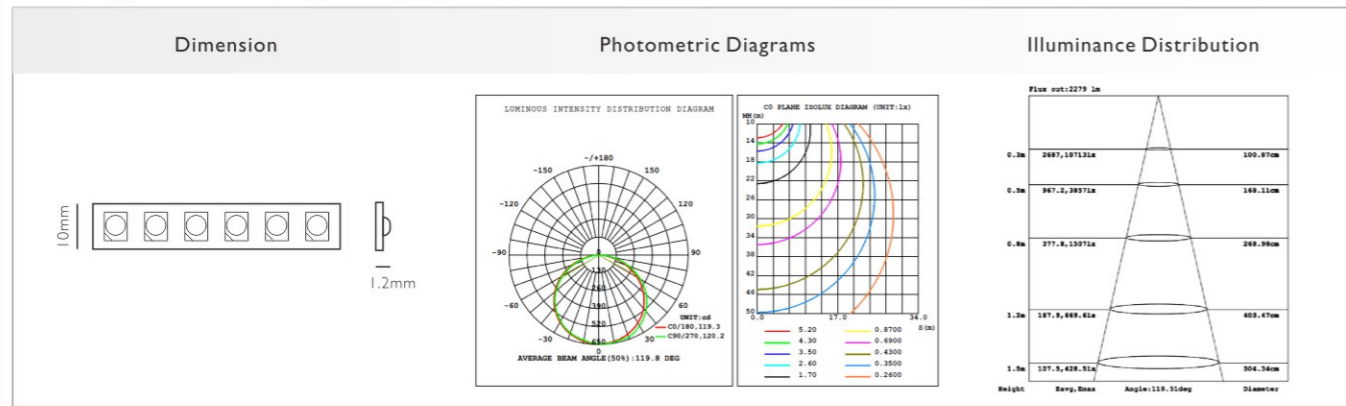
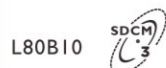
PRO HI-EFFICIENCY 140lm/W 19,2W_LED 2835_>2688lm/m



code	colore	nr. Led/m	lumen/m	V	W/m	lunghezza bobina	unità taglio	larghezza	superficie dissipante
code	colour	nr Led/m	lumen/m	V	power/m	reel length	cutting unit	width	heat sink
21958/24	3000°K	160	2688	24	19.2	5m	5cm	10mm	PR3_EVO,PR4,PR1_DEEP,PR2_DEEP
21959/24	4000°K	160	2704	24	19.2	5m	5cm	10mm	PR3_EVO,PR4,PR1_DEEP,PR2_DEEP

Per tutte le versioni con potenza superiore a 14,4W/m, utilizzare un profilo in alluminio. Vedi pag 151-157.


For all strips with wattage over 14,4W, an aluminium profile must be used. See pages 151-157.



- Angolo diffusione: 120°
- Flessione massima fino ad una curvatura Ø 6cm
- Striscia flessibile di 5m con LED SMD
- Utilizzabile in innumerevoli applicazioni come illuminazione decorativa o scenografica (bar, ristoranti, negozi, hotel, giardini, centri benessere, residenziale, ecc.)
- Temperatura ambiente: -20°/45°

- View angle: 120°
- Flexible with a maximum bend diameter of 6cm
- flexible strip with SMD LED (5m reel)
- Suitable for several applications like decorative or accent lighting (bars, restaurants, shops, hotels, gardens, spa, homes, etc.)
- Ambient temperature: -20°/45°

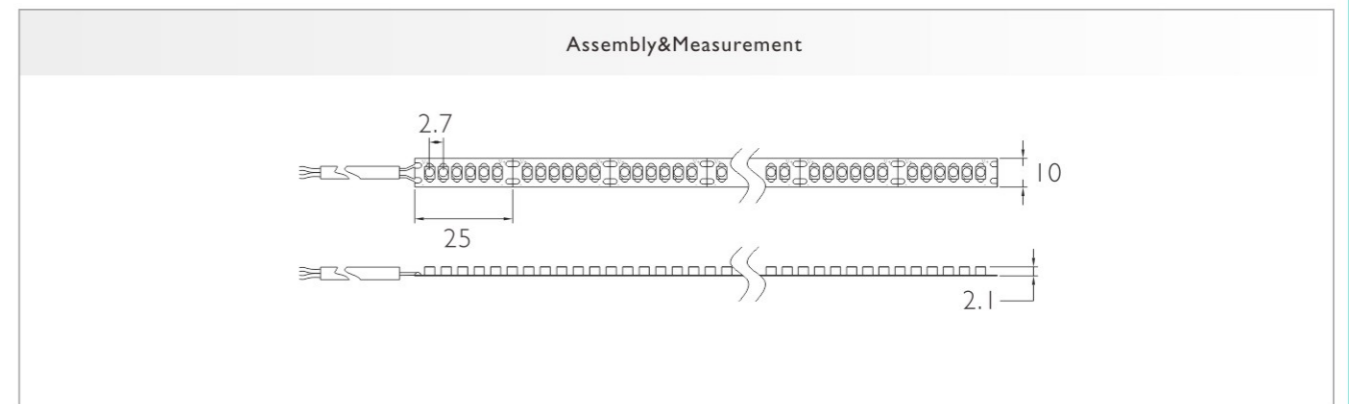
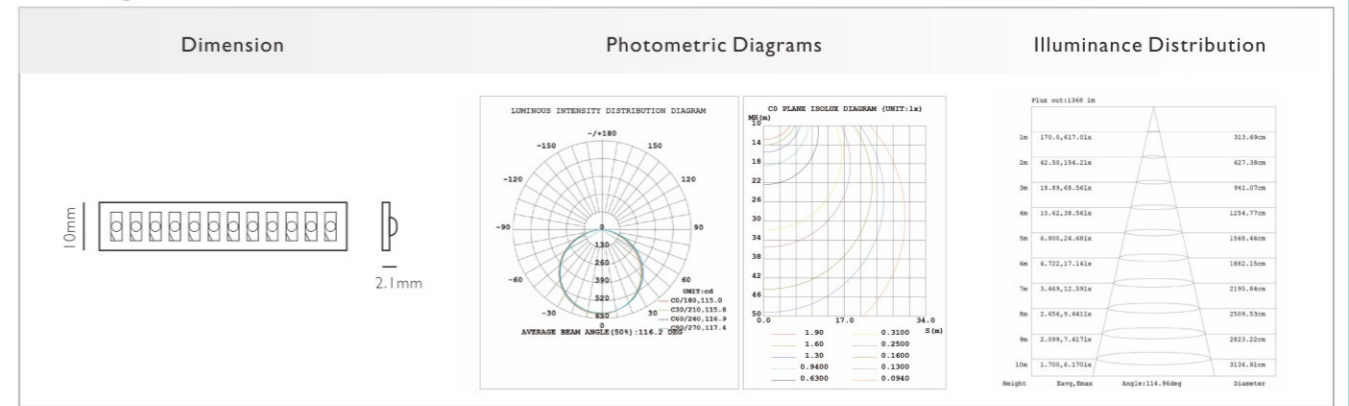

PRO HI-EFFICIENCY 125lm/W 16,32W_LED 2835_>2040lm/m



code	colore	nr. Led/m	lumen/m	V	W/m	lunghezza bobina	unità taglio	larghezza	superficie dissipante
code	colour	nr. Led/m	lumen/m	V	power/m	reel length	cutting unit	width	heat sink
21953/24	3000°K	240	1800	24	16,32	5m	2,5cm	10mm	PR3_EVO,PR4,PR1_DEEP,PR2_DEEP
21954/24	4000°K	240	1900	24	16,32	5m	2,5cm	10mm	PR3_EVO,PR4,PR1_DEEP,PR2_DEEP
21955/24	6000°K	240	2040	24	16,32	5m	2,5cm	10mm	PR3_EVO,PR4,PR1_DEEP,PR2_DEEP

Per tutte le versioni con potenza superiore a 14,4W/m, utilizzare un profilo in alluminio. Vedi pag 151-157.


For all strips with wattage over 14,4W, an aluminium profile must be used. See pages 151-157.



- Angolo diffusione: 120°
- Flessione massima fino ad una curvatura Ø 6cm
- Striscia flessibile di 5m/3m con LED SMD
- Utilizzabile in innumerevoli applicazioni come illuminazione decorativa o scenografica (bar, ristoranti, negozi, hotel, giardini, centri benessere, residenziale, ecc.)
- Temperatura ambiente: -20°/45°

- View angle: 120°
- Flexible with a maximum bend diameter of 6cm
- flexible strip with SMD LED (5m/3m reel)
- Suitable for several applications like decorative or accent lighting (bars, restaurants, shops, hotels, gardens, spa, homes, etc.)
- Ambient temperature: -20°/45°

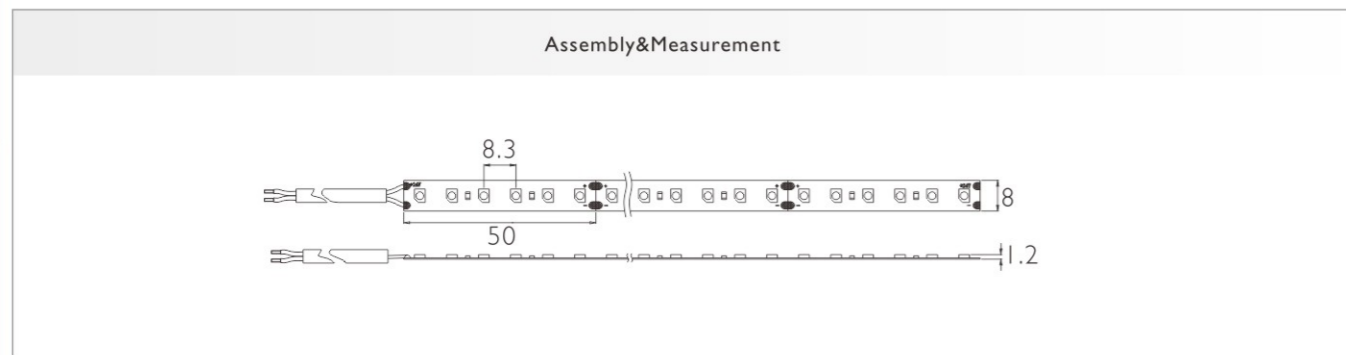
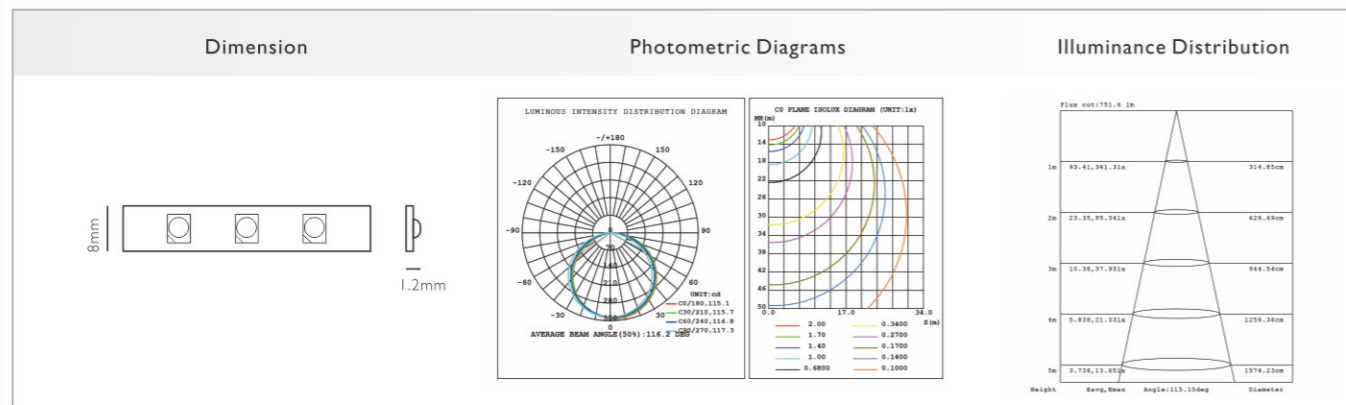
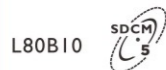
PRO LED 2835 IP20_14.4W



LED 2835 IP20										
codice code	colore colour	nr. Led/m nr Led/m	lumen/m lumen/m	V V	W/m power/m	lunghezza bobina reel length	unità taglio cutting unit	larghezza width	superficie dissipante heat sink	
21922/24	3000°K	120	1527	24	14,4	5m	5cm	8mm	PR1,PR2,PR3_EVO,PR4,PR5 PR1_DEEP,PR2_DEEP	
21923/24	4000°K	120	1600	24	14,4	5m	5cm	8mm	PR1,PR2,PR3_EVO,PR4,PR5 PR1_DEEP,PR2_DEEP	

Per tutte le versioni con potenza superiore a 14,4W/m, utilizzare un profilo in alluminio. Vedi pag 151-157.


For all strips with wattage over 14,4W, an aluminium profile must be used. See pages 151-157.



- Angolo diffusione: 120°
- Flessione massima fino ad una curvatura Ø 6cm
- Striscia flessibile di 5m con LED SMD
- Utilizzabile in innumerevoli applicazioni come illuminazione decorativa o scenografica (bar, ristoranti, negozi, hotel, giardini, centri benessere, residenziale, ecc.)
- Temperatura ambiente: -20°/45°

- View angle: 120°
- Flexible with a maximum bend diameter of 6cm
- flexible strip with SMD LED (5m reel)
- Suitable for several applications like decorative or accent lighting (bars, restaurants, shops, hotels, gardens, spa, homes, etc.)
- Ambient temperature: -20°/45°

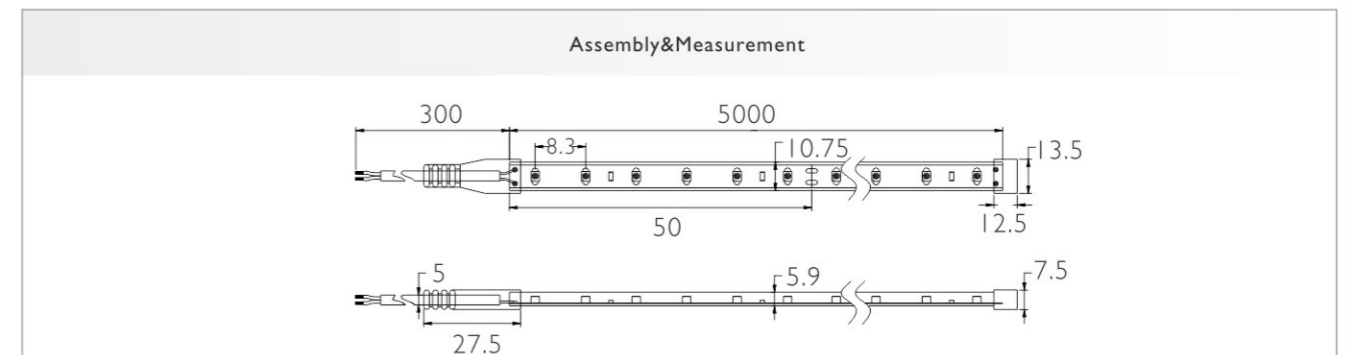
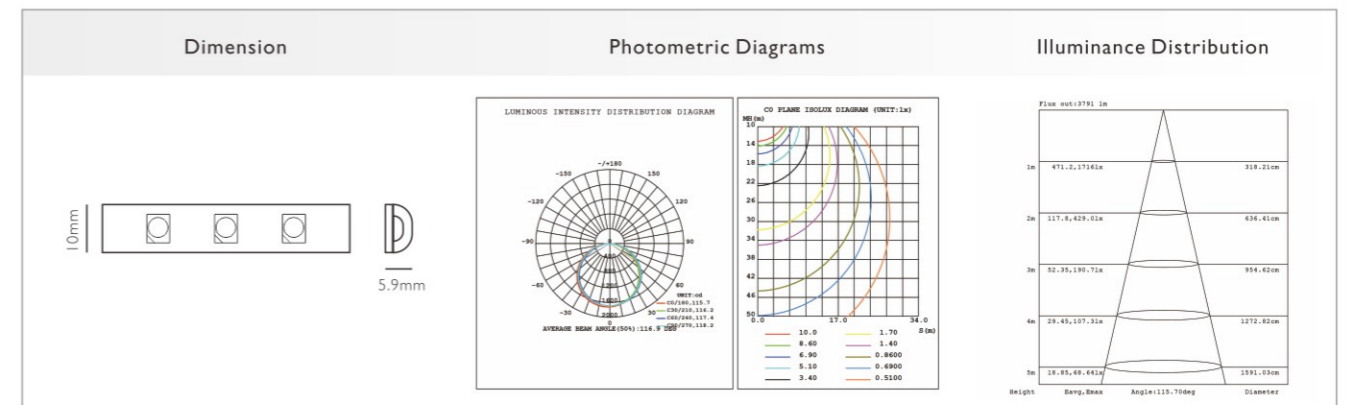
PRO LED 2835 IP66_14.4W



LED 2835 IP66										
codice code	colore colour	nr. Led/m nr Led/m	lumen/m lumen/m	V V	W/m power/m	lunghezza bobina reel length	unità taglio cutting unit	larghezza width	superficie dissipante heat sink	
21924/24	3000°K	120	1400	24	14,4	5m	5cm	10mm	PR1,PR2,PR3_EVO,PR4 PR1_DEEP,PR2_DEEP	
21925/24	4000°K	120	1440	24	14,4	5m	5cm	10mm	PR1,PR2,PR3_EVO,PR4 PR1_DEEP,PR2_DEEP	

Per tutte le versioni con potenza superiore a 14,4W/m, utilizzare un profilo in alluminio. Vedi pag 151-157.

For all strips with wattage over 14,4W, an aluminium profile must be used. See pages 151-157.



- Angolo diffusione: 120°
- Flessione massima fino ad una curvatura Ø 6cm
- Striscia flessibile di 5m con LED SMD
- Utilizzabile in innumerevoli applicazioni come illuminazione decorativa o scenografica (bar, ristoranti, negozi, hotel, giardini, centri benessere, residenziale, ecc.)
- Temperatura ambiente: -20°/45°

- View angle: 120°
- Flexible with a maximum bend diameter of 6cm
- flexible strip with SMD LED (5m reel)
- Suitable for several applications like decorative or accent lighting (bars, restaurants, shops, hotels, gardens, spa, homes, etc.)
- Ambient temperature: -20°/45°

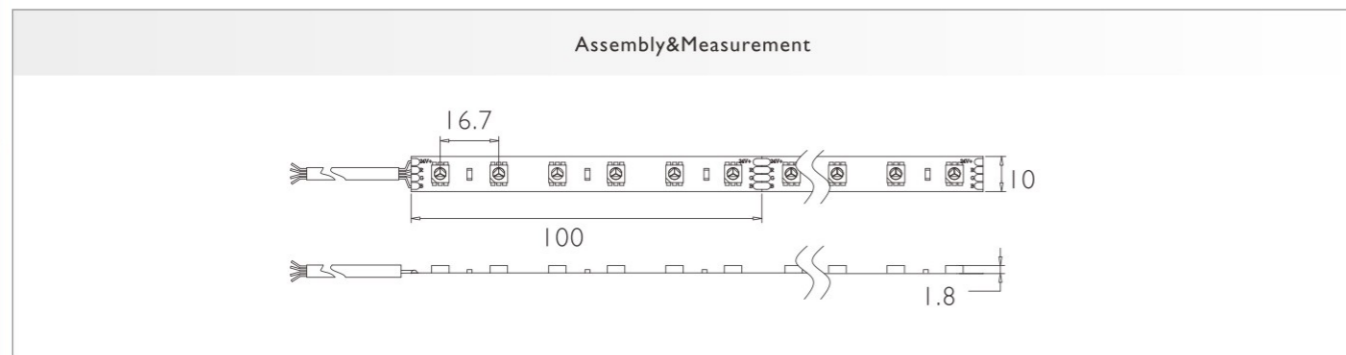
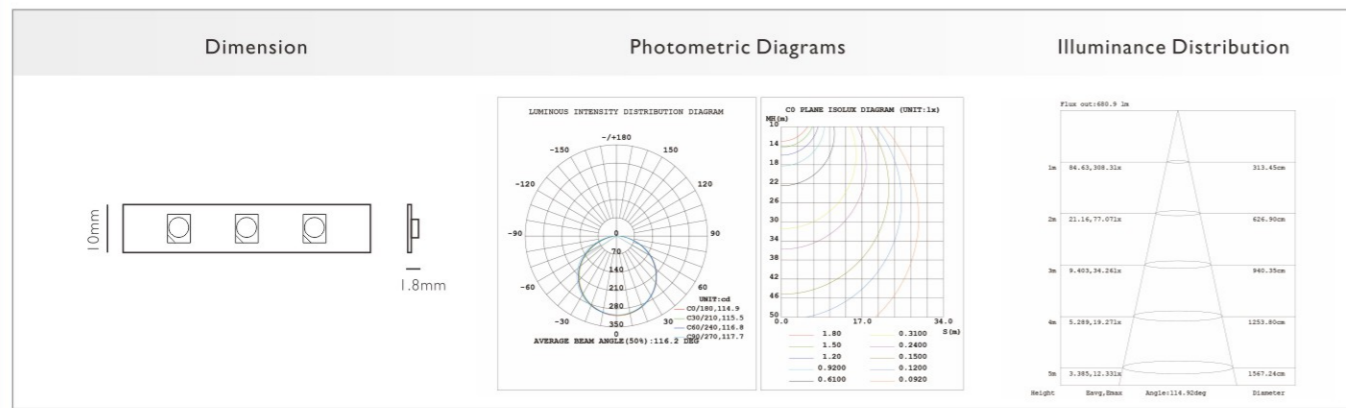
PRO LED 5050 IP20_14.4W RGB



LED 5050 IP20	codice code	colore colour	nr. Led/m nr Led/m	lumen/m lumen/m	V V	W/m power/m	lunghezza bobina reel length	unità taglio cutting unit	larghezza width	superficie dissipante heat sink
	21934/24	RGB	60	300	24	14,4	5m	10cm	10mm	PR1,PR2,PR3_EVO,PR4,PR5 PR1_DEEP,PR2_DEEP

Per tutte le versioni con potenza superiore a 14,4W/m, utilizzare un profilo in alluminio. Vedi pag 151-157.

For all strips with wattage over 14,4W, an aluminium profile must be used. See pages 151-157.



- Angolo diffusione: 120°
- Flessione massima fino ad una curvatura Ø 6cm
- Striscia flessibile di 5m con LED SMD
- Utilizzabile in innumerevoli applicazioni come illuminazione decorativa o scenografica (bar, ristoranti, negozi, hotel, giardini, centri benessere, residenziale, ecc.)
- Temperatura ambiente: -20°/45°

- View angle: 120°
- Flexible with a maximum bend diameter of 6cm
- flexible strip with SMD LED (5m reel)
- Suitable for several applications like decorative or accent lighting (bars, restaurants, shops, hotels, gardens, spa, homes, etc.)
- Ambient temperature: -20°/45°

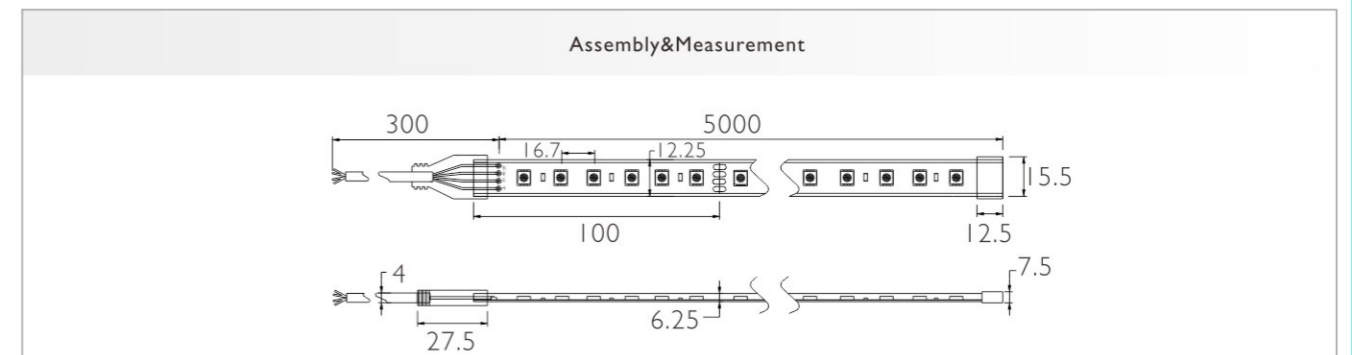
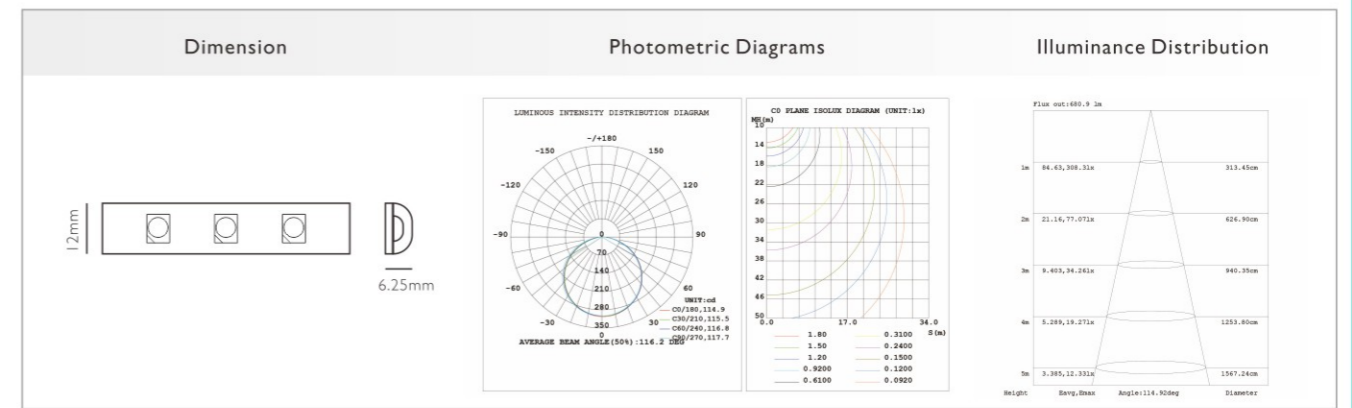
PRO LED 5050 IP67_14.4W RGB



LED 5050 IP67	codice code	colore colour	nr. Led/m nr Led/m	lumen/m lumen/m	V V	W/m power/m	lunghezza bobina reel length	unità taglio cutting unit	larghezza width	superficie dissipante heat sink
	21935/24	RGB	60	300	24	14,4	5m	10cm	12mm	PR1,PR2,PR3_EVO,PR4 PR1_DEEP,PR2_DEEP

Per tutte le versioni con potenza superiore a 14,4W/m, utilizzare un profilo in alluminio. Vedi pag 151-157.

For all strips with wattage over 14,4W, an aluminium profile must be used. See pages 151-157.



- Angolo diffusione: 120°
- Flessione massima fino ad una curvatura Ø 6cm
- Striscia flessibile di 5m/3m con LED SMD
- Utilizzabile in innumerevoli applicazioni come illuminazione decorativa o scenografica (bar, ristoranti, negozi, hotel, giardini, centri benessere, residenziale, ecc.)
- Temperatura ambiente: -20°/45°

- View angle: 120°
- Flexible with a maximum bend diameter of 6cm
- flexible strip with SMD LED (5m/3m reel)
- Suitable for several applications like decorative or accent lighting (bars, restaurants, shops, hotels, gardens, spa, homes, etc.)
- Ambient temperature: -20°/45°

- Angolo diffusione: 120°
- Flessione massima fino ad una curvatura Ø 6cm
- Striscia flessibile di 5m con LED SMD
- Utilizzabile in innumerevoli applicazioni come illuminazione decorativa o scenografica (bar, ristoranti, negozi, hotel, giardini, centri benessere, residenziale, ecc.)
- Temperatura ambiente: -20°/45°

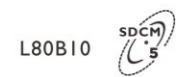
- View angle: 120°
- Flexible with a maximum bend diameter of 6cm
- flexible strip with SMD LED (5m reel)
- Suitable for several applications like decorative or accent lighting (bars, restaurants, shops, hotels, gardens, spa, homes, etc.)
- Ambient temperature: -20°/45°

PRO FOOD LED 2835 IP20_14.4W



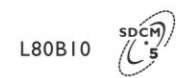
Frutta/Verdura Fruit & Vegetables

codice code	colore colour	nr. Led/m nr Led/m	lumen/m lumen/m	V V	W/m power/m	lunghezza bobina reel length	unità taglio cutting unit	larghezza width	superficie dissipante heat sink
21962/24	2900-3200°K	140	1120	24	14.4	5m	5cm	8mm	PR1,PR2,PR3_EVO,PR4,PR5 PR1_DEEP,PR2_DEEP



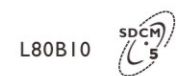
Pesce Fish

codice code	colore colour	nr. Led/m nr Led/m	lumen/m lumen/m	V V	W/m power/m	lunghezza bobina reel length	unità taglio cutting unit	larghezza width	superficie dissipante heat sink
21963/24	3700-4250°K	140	1120	24	14.4	5m	5cm	8mm	PR1,PR2,PR3_EVO,PR4,PR5 PR1_DEEP,PR2_DEEP



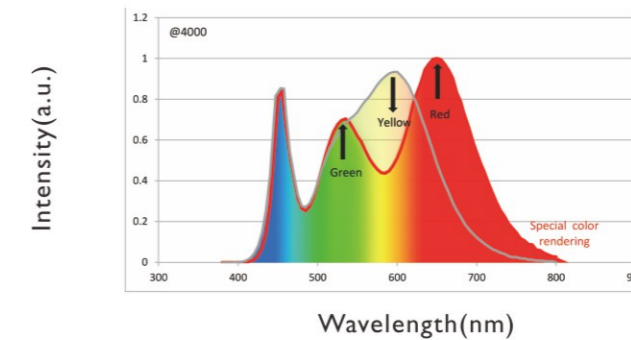
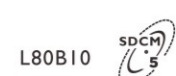
Pane Bread

codice code	colore colour	nr. Led/m nr Led/m	lumen/m lumen/m	V V	W/m power/m	lunghezza bobina reel length	unità taglio cutting unit	larghezza width	superficie dissipante heat sink
21964/24	2200-2400°K	140	980	24	14.4	5m	5cm	8mm	PR1,PR2,PR3_EVO,PR4,PR5 PR1_DEEP,PR2_DEEP



Carne Fresh meat

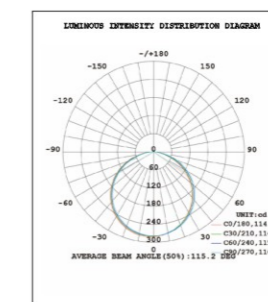
codice code	colore colour	nr. Led/m nr Led/m	lumen/m lumen/m	V V	W/m power/m	lunghezza bobina reel length	unità taglio cutting unit	larghezza width	superficie dissipante heat sink
21965/24	3200-3850°K	140	980	24	14.4	5m	5cm	8mm	PR1,PR2,PR3_EVO,PR4,PR5 PR1_DEEP,PR2_DEEP




Dimension



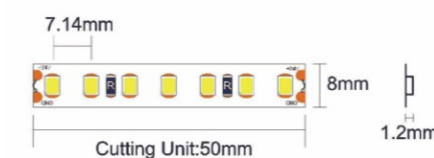
Photometric Diagrams



Illuminance Distribution




Assembly&Measurement



- Angolo diffusione: 120°
- Flessione massima fino ad una curvatura Ø 6cm
- Striscia flessibile di 5m con LED SMD
- Utilizzabile in innumerevoli applicazioni come illuminazione decorativa o scenografica (bar, ristoranti, negozi, hotel, giardini, centri benessere, residenziale, ecc.)
- Temperatura ambiente: -20°/45°

- View angle: 120°
- Flexible with a maximum bend diameter of 6cm
- flexible strip with SMD LED (5m reel)
- Suitable for several applications like decorative or accent lighting (bars, restaurants, shops, hotels, gardens, spa, homes, etc.)
- Ambient temperature: -20°/45°

ECO LED 2835 IP20_11,5W

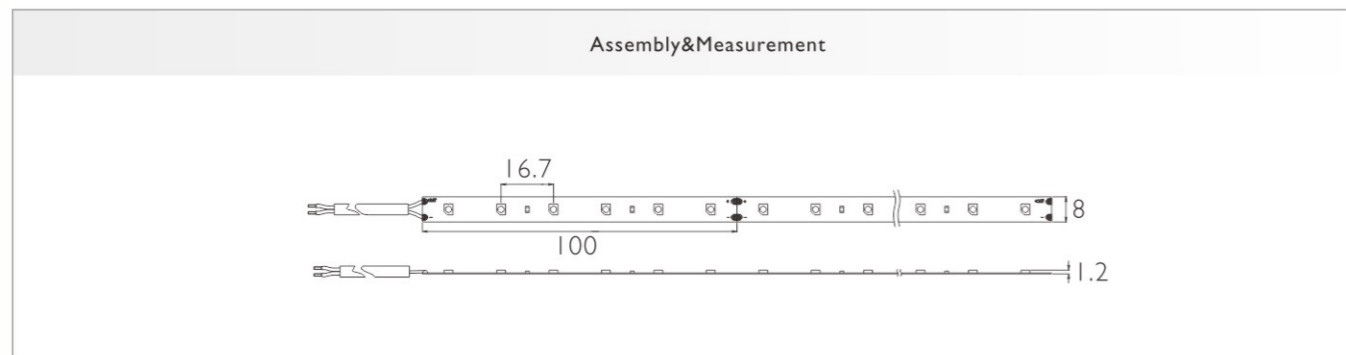
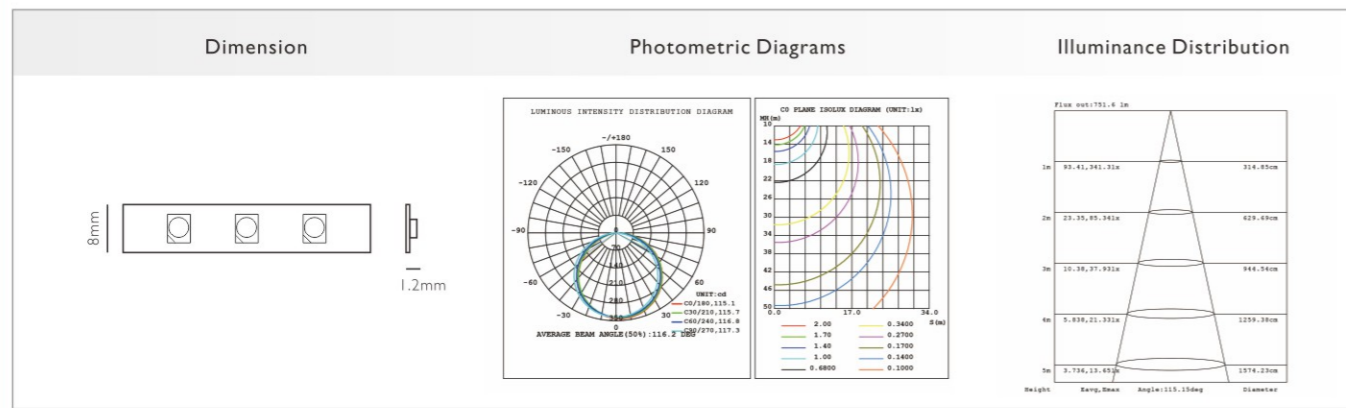


code	colore	nr. Led/m	lumen/m	V	W/m	lunghezza bobina	unità taglio	larghezza	superficie dissipante
code	colour	nr. Led/m	lumen/m	V	power/m	reel length	cutting unit	width	heat sink
21944/24	3000°K	60	1200	24	11,5	5m	10cm	8mm	PR1,PR2,PR3_EVO,PR4,PR5 PR1_DEEP,PR2_DEEP
21945/24	4000°K	60	1230	24	11,5	5m	10cm	8mm	PR1,PR2,PR3_EVO,PR4,PR5 PR1_DEEP,PR2_DEEP

Per tutte le versioni con potenza superiore a 14,4W/m, utilizzare un profilo in alluminio. PR1,PR2,PR3_EVO,PR4,PR5= vedi pag 151-157.

For all strips with wattage over 14,4W, an aluminium profile must be used. PR1,PR2,PR3_EVO,PR4,PR5 = see pages 151-157.

L80B10 SDCM 5



- Angolo diffusione: 120°
- Flessione massima fino ad una curvatura Ø 6cm
- Striscia flessibile di 5m con LED SMD
- Utilizzabile in innumerevoli applicazioni come illuminazione decorativa o scenografica (bar, ristoranti, negozi, hotel, giardini, centri benessere, residenziale, ecc.)
- Temperatura ambiente: -25°/45°

- View angle: 120°
- Flexible with a maximum bend diameter of 6cm
- flexible strip with SMD LED (5m reel)
- Suitable for several applications like decorative or accent lighting (bars, restaurants, shops, hotels, gardens, spa, homes, etc.)
- Ambient temperature: -25°/45°

ECO LED 2835 IP65_11,5W

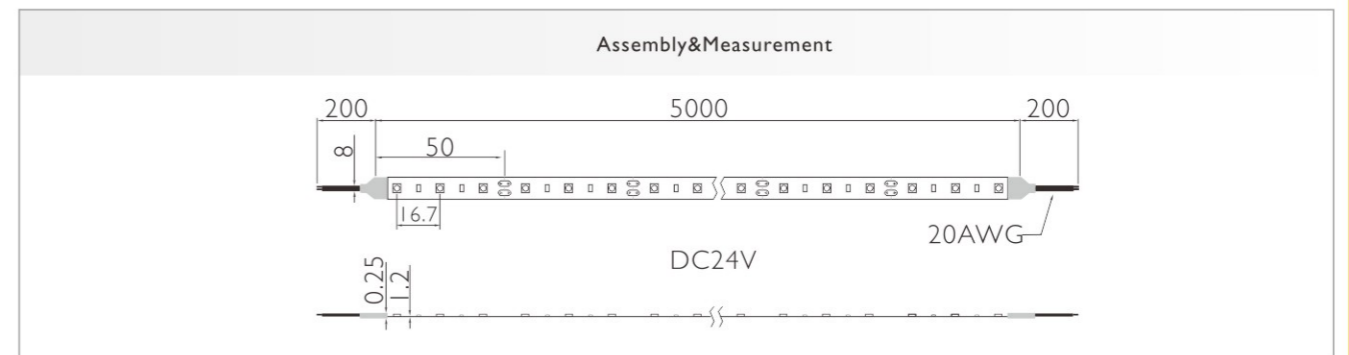
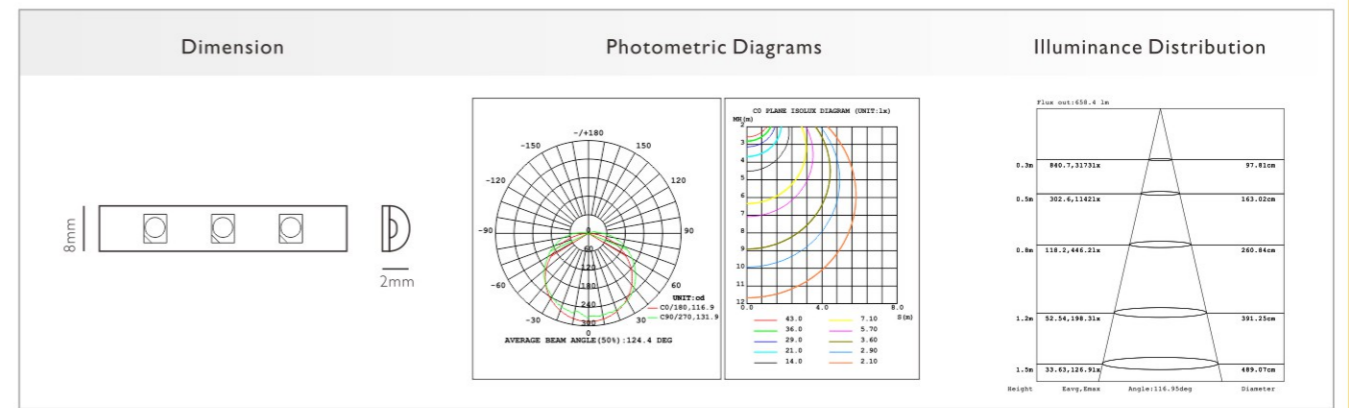


code	colore	nr. Led/m	lumen/m	V	W/m	lunghezza bobina	unità taglio	larghezza	superficie dissipante
code	colour	nr. Led/m	lumen/m	V	power/m	reel length	cutting unit	width	heat sink
21978/24	3000°K	60	1020	24	11,5	5m	10cm	8mm	PR1,PR2,PR3_EVO,PR4 PR1_DEEP,PR2_DEEP
21979/24	4000°K	60	1050	24	11,5	5m	10cm	8mm	PR1,PR2,PR3_EVO,PR4 PR1_DEEP,PR2_DEEP

Per tutte le versioni con potenza superiore a 14,4W/m, utilizzare un profilo in alluminio. PR1,PR2,PR3_EVO,PR4,PR5= vedi pag 151-157.

For all strips with wattage over 14,4W, an aluminium profile must be used. PR1,PR2,PR3_EVO,PR4,PR5 = see pages 151-157.


L80B10 SDCM 5



- Angolo diffusione: 120°
- Flessione massima fino ad una curvatura Ø 6cm
- Striscia flessibile di 5m con LED SMD
- Utilizzabile in innumerevoli applicazioni come illuminazione decorativa o scenografica (bar, ristoranti, negozi, hotel, giardini, centri benessere, residenziale, ecc.)
- Temperatura ambiente: -20°/45°

- View angle: 120°
- Flexible with a maximum bend diameter of 6cm
- flexible strip with SMD LED (5m reel)
- Suitable for several applications like decorative or accent lighting (bars, restaurants, shops, hotels, gardens, spa, homes, etc.)
- Ambient temperature: -20°/45°

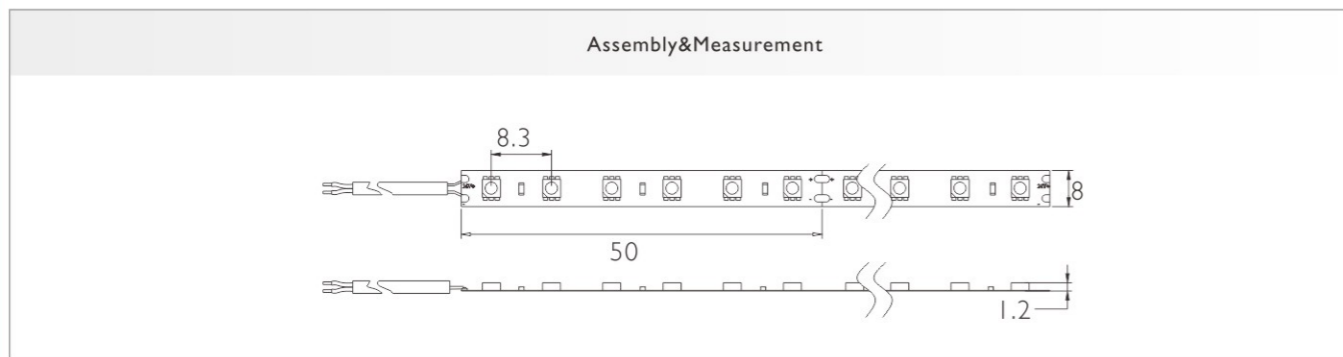
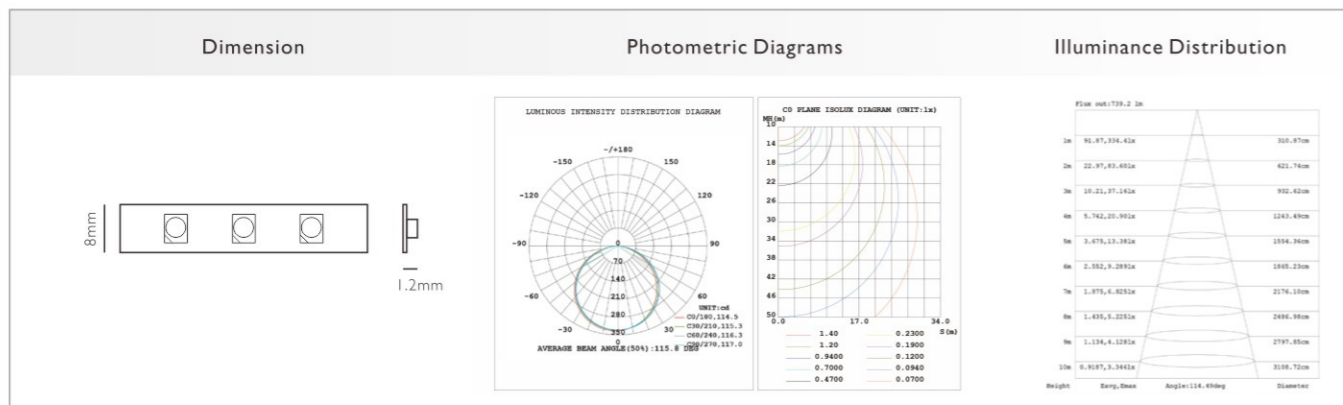
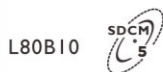
ECO LED 2835 IP20_9.6W



code	colore	nr. Led/m	lumen/m	V	W/m	lunghezza bobina	unità taglio	larghezza	superficie dissipante
code	colour	nr Led/m	lumen/m	V	power/m	reel length	cutting unit	width	heat sink
21956/24	3000K	120	1020	24	9,6	5m	5cm	8mm	PR1,PR2,PR3_EVO,PR4,PR5 PR1_DEEP,PR2_DEEP
21957/24	4000K	120	1050	24	9,6	5m	5cm	8mm	PR1,PR2,PR3_EVO,PR4,PR5 PR1_DEEP,PR2_DEEP

Per tutte le versioni con potenza superiore a 14,4W/m, utilizzare un profilo in alluminio. PR1,PR2,PR3_EVO,PR4,PR5= vedi pag 151-157.

For all strips with wattage over 14,4W, an aluminium profile must be used. PR1,PR2,PR3_EVO,PR4,PR5 = see pages 151-157.



- Angolo diffusione: 120°
- Flessione massima fino ad una curvatura Ø 6cm
- Striscia flessibile di 5m con LED SMD
- Utilizzabile in innumerevoli applicazioni come illuminazione decorativa o scenografica (bar, ristoranti, negozi, hotel, giardini, centri benessere, residenziale, ecc.)
- Temperatura ambiente: -25°/45°

- View angle: 120°
- Flexible with a maximum bend diameter of 6cm
- flexible strip with SMD LED (5m reel)
- Suitable for several applications like decorative or accent lighting (bars, restaurants, shops, hotels, gardens, spa, homes, etc.)
- Ambient temperature: -25°/45°

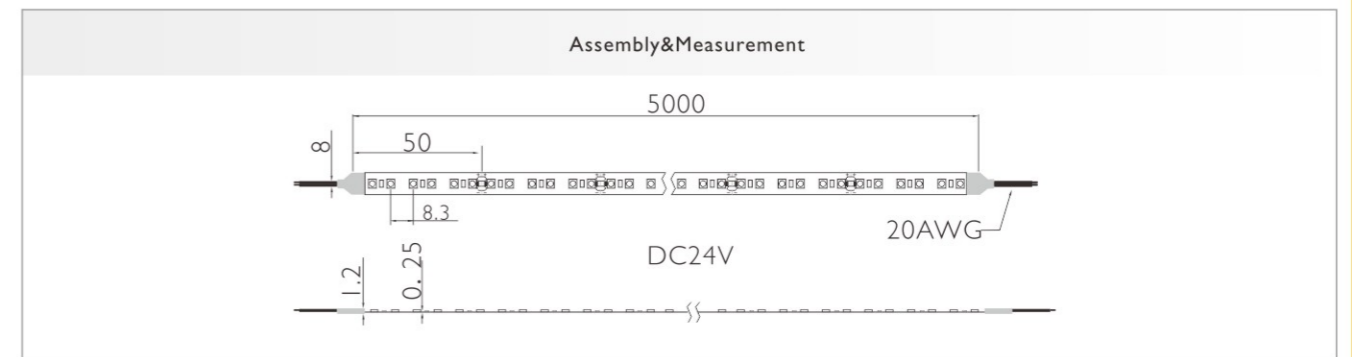
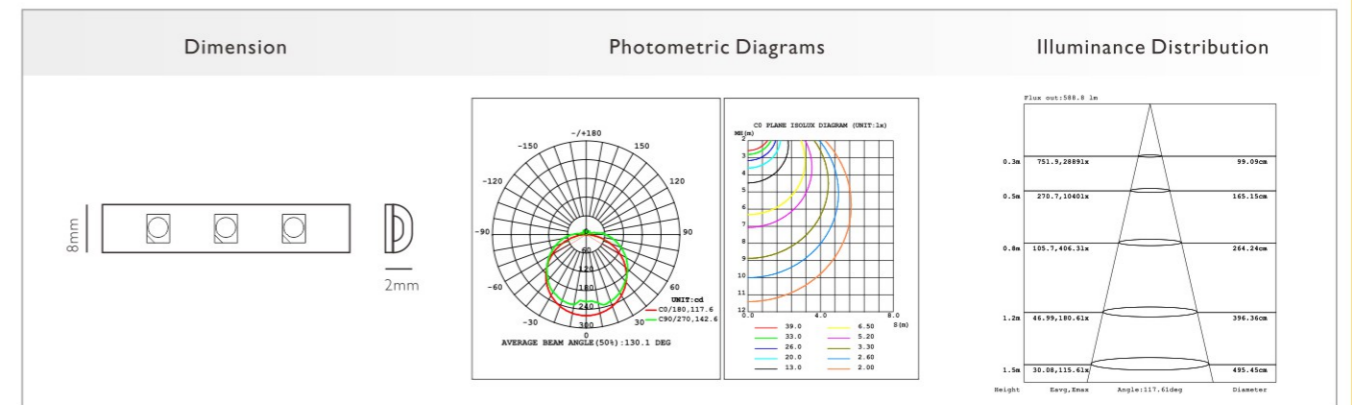
ECO LED 2835 IP65_9.6W



code	colore	nr. Led/m	lumen/m	V	W/m	lunghezza bobina	unità taglio	larghezza	superficie dissipante
code	colour	nr Led/m	lumen/m	V	power/m	reel length	cutting unit	width	heat sink
21980/24	3000°K	120	958	24	9,6	5m	5cm	8mm	PR1,PR2,PR3_EVO,PR4 PR1_DEEP,PR2_DEEP
21981/24	4000°K	120	980	24	9,6	5m	5cm	8mm	PR1,PR2,PR3_EVO,PR4 PR1_DEEP,PR2_DEEP

Per tutte le versioni con potenza superiore a 14,4W/m, utilizzare un profilo in alluminio. PR1,PR2,PR3_EVO,PR4,PR5= vedi pag 151-157.


For all strips with wattage over 14,4W, an aluminium profile must be used. PR1,PR2,PR3_EVO,PR4,PR5 = see pages 151-157.



- Angolo diffusione: 120°
- Flessione massima fino ad una curvatura Ø 6cm
- Striscia flessibile di 5m con LED SMD
- Utilizzabile in innumerevoli applicazioni come illuminazione decorativa o scenografica (bar, ristoranti, negozi, hotel, giardini, centri benessere, residenziale, ecc.)
- Temperatura ambiente: -20°/45°

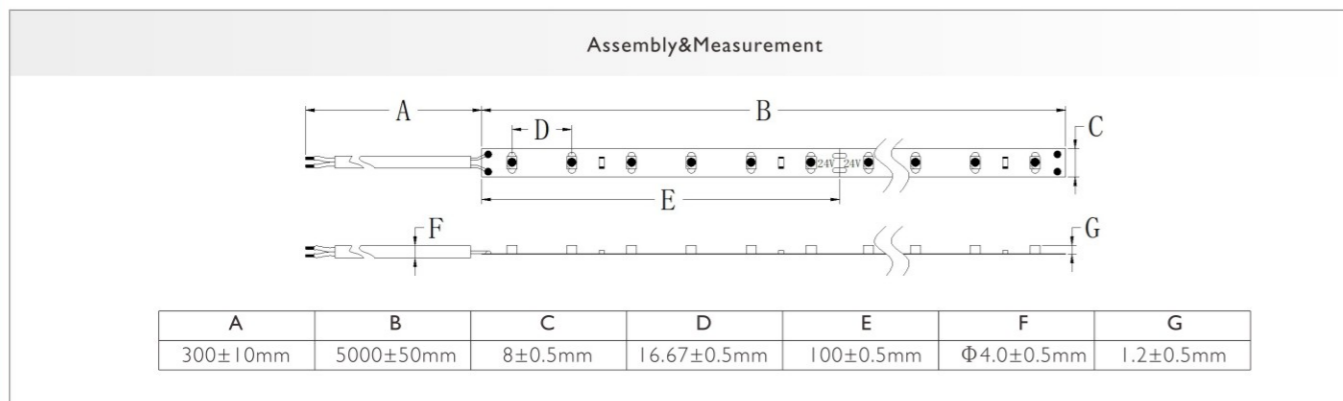
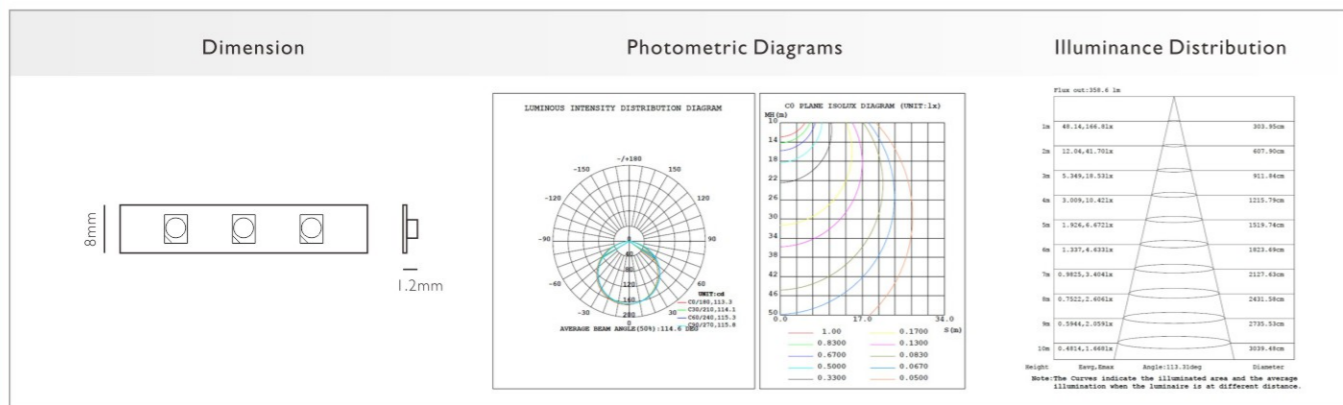
- View angle: 120°
- Flexible with a maximum bend diameter of 6cm
- flexible strip with SMD LED (5m reel)
- Suitable for several applications like decorative or accent lighting (bars, restaurants, shops, hotels, gardens, spa, homes, etc.)
- Ambient temperature: -20°/45°

ECO LED 2835 IP20_4.8W





LED 2835 IP20									
codice code	colore colour	nr. Led/m nr Led/m	lumen/m lumen/m	V V	W/m power/m	lunghezza bobina reel length	unità taglio cutting unit	larghezza width	superficie dissipante heat sink
21966/24	3000K	60	510	24	4.8	5m	10cm	8mm	PR1,PR2,PR3_EVO,PR4,PR5 PR1_DEEP,PR2_DEEP
21967/24	4000K	60	560	24	4.8	5m	10cm	8mm	PR1,PR2,PR3_EVO,PR4,PR5 PR1_DEEP,PR2_DEEP

L80B10 SDCM 5

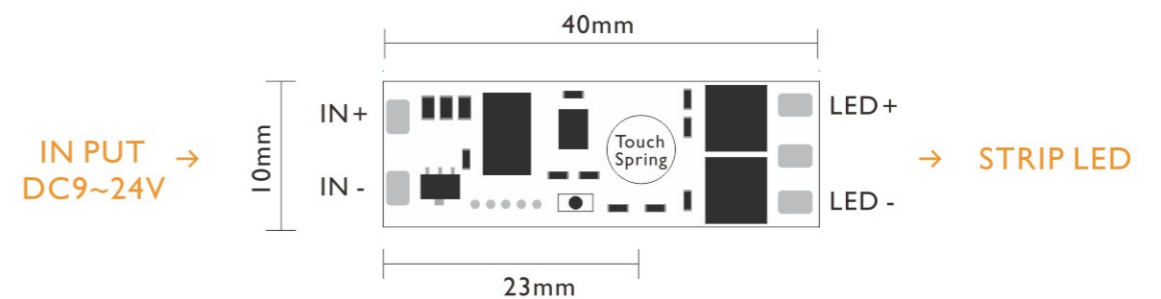


Touch Dimmer Sensor




Dati tecnici/Technical specifications	
Dimensioni Dimensions	L40*W10*H10mm
Alimentazione Input	DC9~24V
Potenza di carico Load Power	60W a 12V 120W a 24V
Funzionamento Function	Tocco breve: ON/OFF Tocco lungo: Dimmer con memoria
Applicazioni Application	Per profili con schermo in plastica For extrusion profile with plastic cover
Soft Star	Si Yes

Collegamento elettrico/Electrical connection




codice code	Descrizione /Description
22027	Unità Touch Sensor 120W 24V

Accessori per profili/Profile Accessories

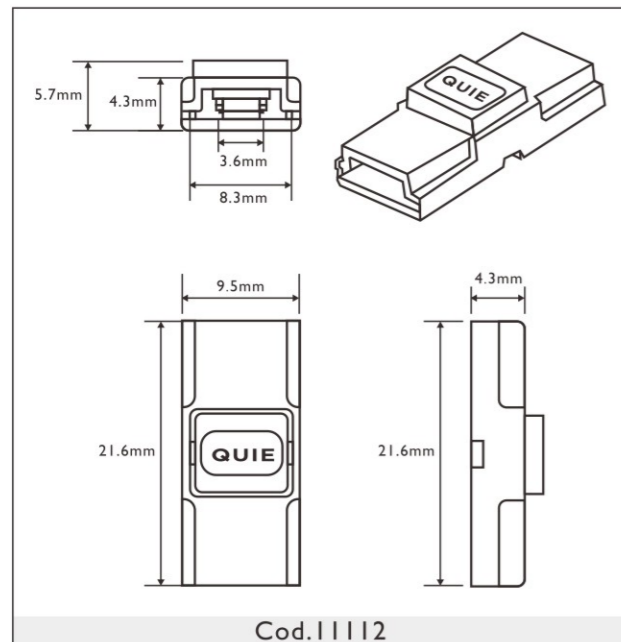


Accessori per profili/Profile Accessories

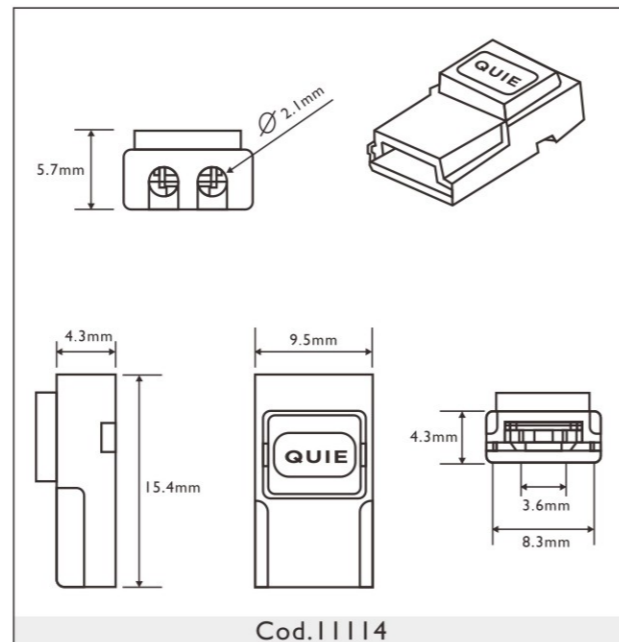
codice code	Descrizione /Description
11112	Connettore/Connector STRIPTO STRIP 8mm
11113	Connettore/Connector STRIPTO STRIP 10mm
11114	Connettore/Connector STRIPTO WIRE 8mm (30cm)
11115	Connettore/Connector STRIPTO WIRE 10mm (30cm)



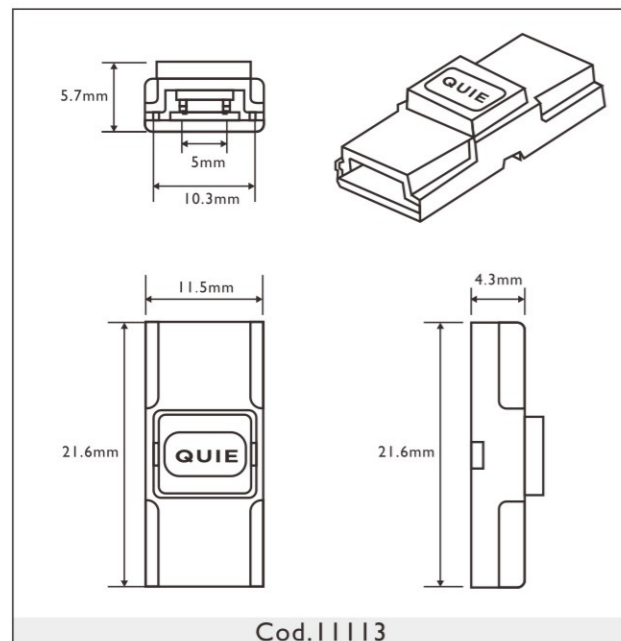
* Accessori utilizzabili solo con strisce LED con max 120leds/m
 * Accessories to be mounted only with LED strips with max 120leds/m



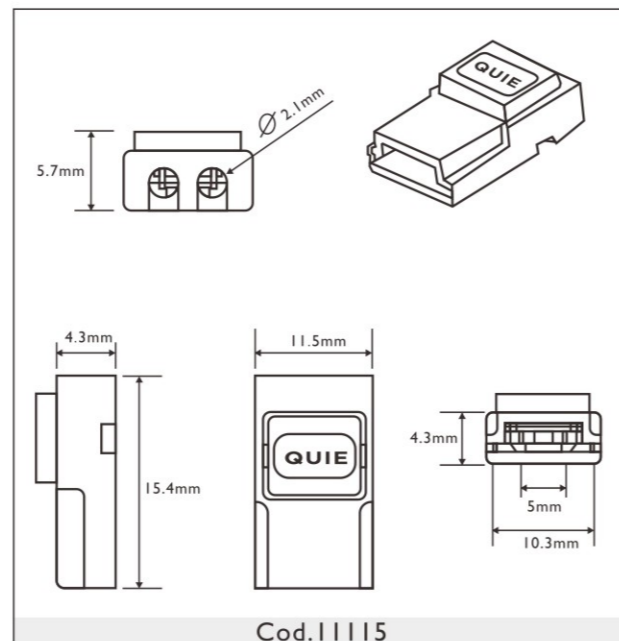
Cod. 11112



Cod. 11114



Cod. 11113



Cod. 11115

Accessori/Accessories



Accessori/Accessories

codice code	Descrizione /Description	dimensioni dimensions
22031	driver 60W 24V DC 220-240V Eaglerise	187x45x31mm
22032	driver 75W 24V DC 220-240V Eaglerise	187x45x31mm
22033	driver 120W 24V DC 220-240V Eaglerise	268x45x31mm
22034	driver 150W 24V DC 220-240V Eaglerise	268x45x31mm
22015	driver 50W 24V DC 100-240V	99x82x30mm
22016	driver 100W 24V DC 100-240V	129x97x30mm
22025	driver 150W 24V DC 100-240V	160x95x30mm
22017	driver 200W 24V DC 100-240V	215x115x30mm
22019	driver 320W 24 DC 100-240V c/ventola - built-in fan	215x115x30mm
23016	driver 185W 24V DC 100-240V dimmerabile IP67 (1-10V)	228x68x38,8mm
23017	driver 240W 24V DC 100-240V dimmerabile IP67 (1-10V)	244,2x68x38,8mm
23019	driver 320W 24V DC 100-240V dimmerabile IP67 (1-10V)	252x90x43,8mm
20919	amplificatore RGB 9,6A (24V=230W) - RGB amplifier 9,6A	120x65x25mm
20918	centralina RGB 9,6A (24V=230W) - RGB Controller 9,6A	125x65x25mm
21936	centralina RGB 18A (24V=432W) - RGB Controller 18A	83x79x33mm
20373	testata e chiusura largh. 8mm-8mm width front and end cap (10pz)	
20371	biadesivo per esterno - foam tape (5m)	
25100	testata e chiusura 14,4W RGB -14,4W RGB front and end cap (10pz)	
22013	copertura morsetti driver Meanwell/terminal cover Meanwell driver	



20918

Per evitare differenze di luminosità fra la parte iniziale e finale della striscia consigliamo la connessione in serie di massimo 2 bobine da 5 m. Alimentare le strisce da entrambe le estremità è altresì consigliato.





21936

In order to prevent differences in lumen output between the initial and final part of the strip, we suggest connecting in series maximum 2 reels by 5m. To drive the strips from both ends is also recommended



- Spegner o accendere/Turn off and on
- Toccare per selezionare le 18 funzioni (avanti/dietro) /Touch to select 18 different modes (forward/backward)
- Toccare il colore desiderato/Touch the wanted colour
- Dimmerazione e regolazione velocità /Brightness and speed adjusting



Accessori/Accessories	
codice code	Descrizione /Description
11027	Connettore di giunzione per strip larghezza 8mm <i>Binding connector strip to strip (width strip = 8mm)</i>
11026	Connettore di giunzione per strip larghezza 10mm <i>Binding connector strip to strip (width strip = 10mm)</i>
11028	Connettore di giunzione per strip larghezza 10mm RGB <i>Binding connector strip to strip (width strip = 10mm RGB)</i>
11029	Connettore di giunzione con cavo 10cm per strip larghezza 8mm <i>10cm binding connector strip to strip (width strip = 8mm)</i>
11030	Connettore di giunzione con cavo 10cm per strip larghezza 10mm <i>10cm binding connector strip to strip (width strip = 10mm)</i>
11031	Connettore di giunzione con cavo 10cm per strip larghezza 10mm RGB <i>10cm binding connector strip to strip (width strip = 10mm RGB)</i>

Esempi connessione / Connection examples

Funzioni telecomando cod. 21936 / Remote control features cod. 21936

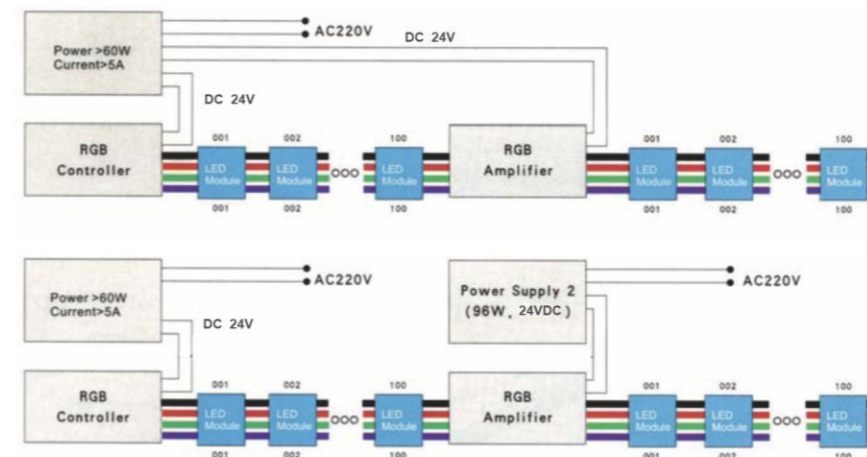
1	rosso/static red	dimmerabili dimmable	7	bianco/static white	dimmerabili dimmable	13	cambio 7 colori con dissolvenza <i>7 colour smooth change</i>	dimmerazione e regolazione velocità <i>brightness and speed adjustable</i>
2	verde/static green		8	cambio 3 colori <i>3 colour jump change</i>		14	3 colori lampeggio <i>3 colour flickering</i>	
3	blu/static blue		9	cambio 7 colori <i>7 colour jump change</i>		15	7 colori lampeggio <i>7 colour flickering</i>	
4	yellow/static yellow		10	cambio graduale 3 colori <i>3 colour gradual change</i>		16	3 colori stroboflash <i>3 colour flash</i>	
5	porpora /static purple		11	cambio 3 colori con dissolvenza <i>3 colour smooth change</i>		17	7 colori stroboflash <i>7 colour flash</i>	
6	ciano/static cyan		12	cambio graduale 7 colori <i>7 colour gradual change</i>		18	sequenza automatica <i>automatic pre-set colour change</i>	

Funzioni telecomando cod. 20918 / Remote control features cod. 20918

1	rosso/static red	Dimmerabile B+ (aumento luminosità) e B- (diminuzione luminosità) /Brightness is adjustable. Speed is unadjustable.	8	cambio 3 colori <i>3 colour jumpy changing</i>	Dimmerabili (B+ e B-) e cambio velocità (S+ e S-) /Speed and brightness are adjustable	15	verde stroboflash <i>green stroboflash</i>	Dimmerabili (B+/B-) e cambio velocità (S+ e S-) /Speed and brightness are adjustable
2	blu/static blue		9	cambio 7 colori <i>seven color jumpy changing</i>		16	giallo stroboflash <i>yellow stroboflash</i>	
3	viola/static purple		10	cambio graduale 3 colori <i>three color gradual changing</i>		17	ciano stroboflash <i>cyan stroboflash</i>	
4	verde/static green		11	cambio graduale 7 colori <i>seven color gradual changing</i>	18	bianco stroboflash <i>white stroboflash</i>		
5	giallo/static yellow		12	rosso stroboflash <i>red stroboflash</i>	Dimmerabili (B+/B-) e cambio velocità (S+ e S-) /Speed and brightness are adjustable	19	passaggio rosso/blu <i>R/B crossfade</i>	
6	ciano/static cyan		13	blu stroboflash <i>blue stroboflash</i>		20	passaggio blu e verde <i>B/G crossfade</i>	
7	bianco/static white		14	viola stroboflash <i>purple stroboflash</i>		21	passaggio verde e rosso <i>G/R crossfade</i>	

B	cavo giallo / yellow cable	G	cavo verde / green cable	R	cavo rosso / red cable	V+	cavo nero / black cable
---	----------------------------	---	--------------------------	---	------------------------	----	-------------------------

Esempi connessione / Connection examples



Dimmer per strisce LED: PUSH/0-10V/1-10V/Potenzimetro 10K
 Dimmer for LED strips: PUSH/0-10V/1-10V/Potentionmeter 10K

COD.23027

10A max
 (24V=240W)

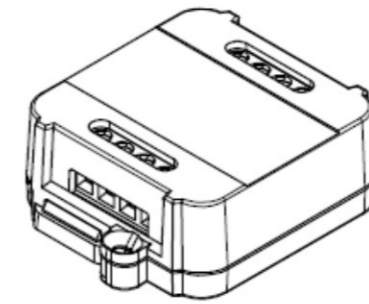
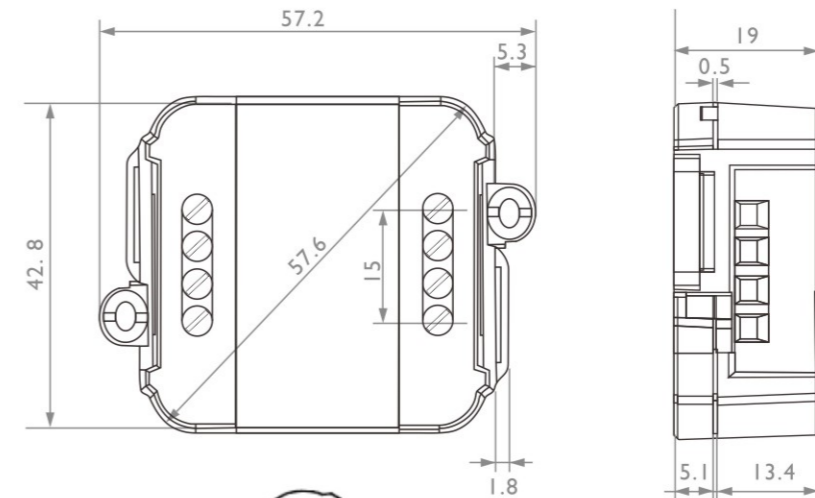


CE CARATTERISTICHE

- FADER+DIMMER+DRIVER
- DC Input: 12/24 Vdc
- Comando: pulsante Normalmente aperto/0-10V/1-10V/Potenzimetro 10K Ohm con autoriconoscimento
- Regolazione della luminosità della luce bianca
- Uscite in corrente o tensione per carichi R-L-C
- Efficienza tipica > 95%
- Regolazione della luminosità fino spegnimento completo
- Accensione e spegnimento morbidi
- Curva di regolazione ottimizzata
- Range di temperatura esteso
- 100% Test funzionale - Garanzia 5 anni

FEATURES

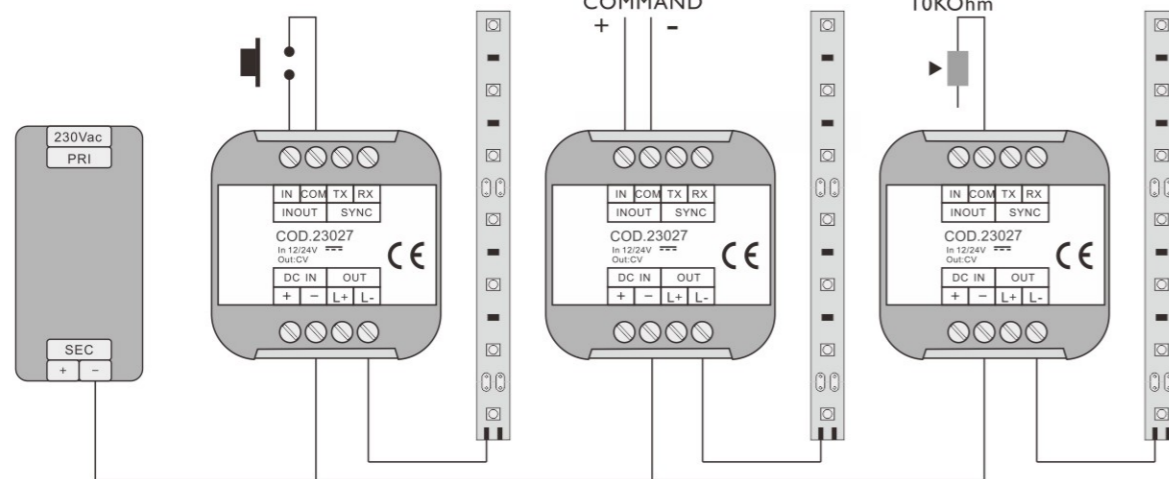
- FADER+DIMMER+DRIVER
- DC Input: 12/24 Vdc
- Command: push-button/0-10V/1-10V/ Potentionmeter 10K Ohm with automatic detection
- Adjusting the brightness of withe light
- Current outputs or voltage outputs for R-L-C loads
- Typical efficiency > 95%
- Adjusting the brightness up to completed off
- Soft start and soft stop
- Optimized output curve
- Extended temperature range
- 100% Functional test - 5 years warranty



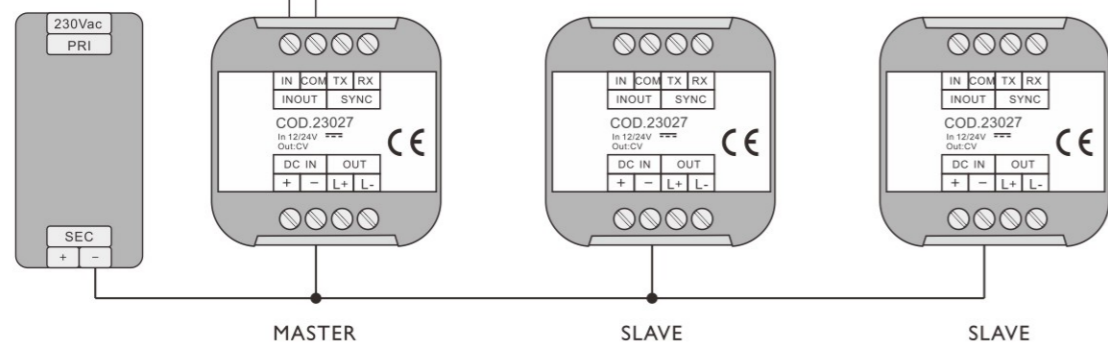
N.O PUSH BUTTON

0. 10V&1. 10V COMMAND

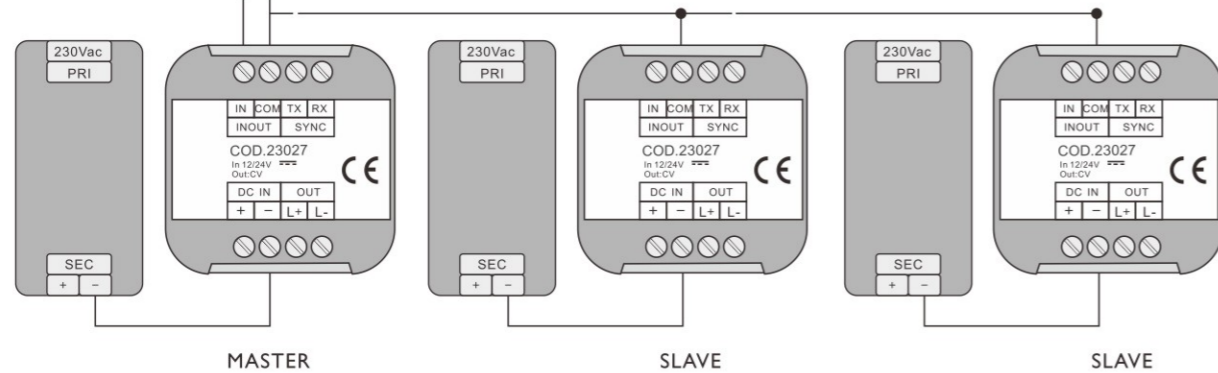
POTENTIOMETER 10KOhm



LOCAL COMMAND



LOCAL COMMAND



COD.23022

8A max
 (24V=192W)

DALI

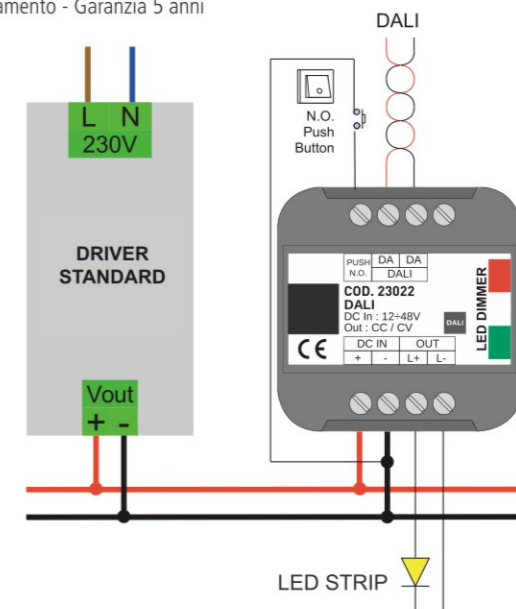


CARATTERISTICHE

- BUS+FADER+DIMMER+DRIVER
- Ingresso: DC 12-24-48 Vdc
- Opzioni di comando remoto: DALI
- Opzioni di comando locale: - pulsante normalmente aperto (N.O. Push button)
- Regolazione della luminosità della luce bianca
- Uscite in corrente o tensione per carichi R-L-C
- Efficienza tipica > 95%
- Regolazione della luminosità fino spegnimento completo
- Accensione e spegnimento morbidi
- Curva di regolazione ottimizzata
- Range di temperatura esteso
- 100% Test di funzionamento - Garanzia 5 anni

FEATURES

- BUS+FADER+DIMMER+DRIVER
- DC Input: 12-24-48 Vdc
- Remote command options: DALI
- Local command options: Normally Open push-button
- Adjusting the brightness of white light
- Current outputs or voltage outputs for R-L-C loads
- Typical efficiency > 95%
- Adjusting the brightness up to completed off
- Soft start and soft stop
- Optimized output curve
- Extended temperature range
- 100% Functional test - 5 Years warranty



Profili in alluminio
Aluminium profiles



PRI Profili in alluminio/ Aluminium profiles



PRI

codice code	
21048	Profilo in alluminio 2m PRI superficie - Aluminium profile 2m PRI surface
21376	Profilo in alluminio Bianco 2m PRI superficie - White aluminium profile 2M PRI surface



Diffusore trasparente
Transparent diffuser
1x
Cod. 21051



Diffusore satinato
Frosted diffuser
1x
Cod. 21052



Diffusore opale
Opal diffuser
1x
Cod. 21301



Kit 4 viti+2 testate
4 screws+2 end caps kit
1x
Cod. 21053



Kit 4 viti+2 testate Bianco
4 screws+2 end caps kit white
1x
Cod. 21378



Kit 2 staffe fissaggio
2 fixing brackets kit
1x
Cod. 21054



Kit 2 staffe fissaggio Bianco
2 fixing brackets kit white
1x
Cod. 21379

Accessori/Accessories

codice code	
21051	Diffusore trasparente 2m_PRI,PR2 - Transparent diffuser 2m_PRI,PR2
21052	Diffusore satinato 2m_PRI,PR2 - Frosted diffuser 2m_PRI,PR2
21301	Diffusore opale 2m_PRI,PR2 - Opal diffuser 2m_PRI,PR2
21053	Kit 4 viti+2 testate _PRI,PR2 - 4 screws+2 end caps kit _PRI,PR2
21378	Kit 4 viti+2 testate Bianco _PRI,PR2 - 4 screws+2 end caps kit white _PRI,PR2
21054	Kit 2 staffe fissaggio _PRI,PR2 - 2 fixing brackets kit _PRI,PR2
21379	Kit 2 staffe fissaggio Bianco _PRI,PR2 - 2 fixing brackets kit white _PRI,PR2

PRI_DEEP Profili in alluminio/ Aluminium profiles



PRI_DEEP

codice code	
21494	Profilo in alluminio 2m PRI_DEEP superficie - Aluminium profile 2m PRI_DEEP surface
21495	Profilo in alluminio Bianco 2m PRI_DEEP superficie - White aluminium profile 2M PRI_DEEP surface

- * Può alloggiare Strip Led fino a 19,2W/m
- * It can host LED strips up to 19,2W/m



Diffusore trasparente
Transparent diffuser
1x
Cod. 21051



Diffusore satinato
Frosted diffuser
1x
Cod. 21052



Diffusore opale
Opal diffuser
1x
Cod. 21301



Kit 4 viti+2 testate
4 screws+2 end caps kit
1x
Cod. 21496



Kit 4 viti+2 testate Bianco
4 screws+2 end caps kit white
1x
Cod. 21497



Kit 2 staffe fissaggio
2 fixing brackets kit
1x
Cod. 21054



Kit 2 staffe fissaggio Bianco
2 fixing brackets kit white
1x
Cod. 21379

Accessori/Accessories

codice code	
21051	Diffusore trasparente 2m_PRI,PR2 - Transparent diffuser 2m_PRI,PR2
21052	Diffusore satinato 2m_PRI,PR2 - Frosted diffuser 2m_PRI,PR2
21301	Diffusore opale 2m_PRI,PR2 - Opal diffuser 2m_PRI,PR2
21496	Kit 4 viti+2 testate _PRI_DEEP,PR2_DEEP - 4 screws+2 end caps kit _PRI_DEEP,PR2_DEEP
21497	Kit 4 viti+2 testate Bianco _PRI_DEEP,PR2_DEEP - 4 screws+2 end caps kit white _PRI_DEEP,PR2_DEEP
21054	Kit 2 staffe fissaggio _PRI,PR2 - 2 fixing brackets kit _PRI,PR2
21379	Kit 2 staffe fissaggio Bianco _PRI,PR2 - 2 fixing brackets kit white _PRI,PR2

PR2 Profili in alluminio/ Aluminium profiles



PR2

codice code	
21049	Profilo in alluminio 2m PR2 incasso - Aluminium profile 2m PR2 recessed
21377	Profilo in alluminio Bianco 2m PR2 incasso - White aluminium profile 2M PR2 recessed



Diffusore trasparente
Transparent diffuser
1x
Cod. 21051



Diffusore satinato
Frosted diffuser
1x
Cod. 21052



Diffusore opale
Opal diffuser
1x
Cod. 21301



Kit 4 viti+2 testate
4 screws+2 end caps kit
1x
Cod. 21053



Kit 4 viti+2 testate Bianco
4 screws+2 end caps kit white
1x
Cod. 21378



Kit 2 staffe fissaggio
2 fixing brackets kit
1x
Cod. 21054



Kit 2 staffe fissaggio Bianco
2 fixing brackets kit white
1x
Cod. 21379

Accessori/Accessories

codice code	
21051	Diffusore trasparente 2m_PR1,PR2 - Transparent diffuser 2m_PR1,PR2
21052	Diffusore satinato 2m_PR1,PR2 - Frosted diffuser 2m_PR1,PR2
21301	Diffusore opale 2m_PR1,PR2 - Opal diffuser 2m_PR1,PR2
21053	Kit 4 viti+2 testate_PR1,PR2 - 4 screws+2 end caps kit_PR1,PR2
21378	Kit 4 viti+2 testate Bianco_PR1,PR2 - 4 screws+2 end caps kit white_PR1,PR2
21054	Kit 2 staffe fissaggio_PR1,PR2 - 2 fixing brackets kit_PR1,PR2
21379	Kit 2 staffe fissaggio Bianco_PR1,PR2 - 2 fixing brackets kit white_PR1,PR2

PR2_DEEP Profili in alluminio/ Aluminium profiles



PR2_DEEP

codice code	
21498	Profilo in alluminio 2m PR2_DEEP incasso - Aluminium profile 2m PR2_DEEP recessed
21499	Profilo in alluminio Bianco 2m PR2_DEEP incasso - White aluminium profile 2M PR2_DEEP recessed

- * Può alloggiare Strip Led fino a 19,2W/m
- * It can host LED strips up to 19,2W/m



Diffusore trasparente
Transparent diffuser
1x
Cod. 21051



Diffusore satinato
Frosted diffuser
1x
Cod. 21052



Diffusore opale
Opal diffuser
1x
Cod. 21301



Molla per PR2_DEEP 2 pz.
Spring for PR2_DEEP 2 pcs.
1x
Cod. 21500



Kit 4 viti+2 testate
4 screws+2 end caps kit
1x
Cod. 21496



Kit 4 viti+2 testate Bianco
4 screws+2 end caps kit white
1x
Cod. 21497



Kit 2 staffe fissaggio
2 fixing brackets kit
1x
Cod. 21054



Kit 2 staffe fissaggio Bianco
2 fixing brackets kit white
1x
Cod. 21379

Accessori/Accessories

codice code	
21051	Diffusore trasparente 2m_PR1,PR2 - Transparent diffuser 2m_PR1,PR2
21052	Diffusore satinato 2m_PR1,PR2 - Frosted diffuser 2m_PR1,PR2
21301	Diffusore opale 2m_PR1,PR2 - Opal diffuser 2m_PR1,PR2
21496	Kit 4 viti+2 testate_PR1_DEEP,PR2_DEEP - 4 screws+2 end caps kit_PR1_DEEP,PR2_DEEP
21497	Kit 4 viti+2 testate Bianco_PR1_DEEP,PR2_DEEP - 4 screws+2 end caps kit white_PR1_DEEP,PR2_DEEP
21054	Kit 2 staffe fissaggio_PR1,PR2 - 2 fixing brackets kit_PR1,PR2
21379	Kit 2 staffe fissaggio Bianco_PR1,PR2 - 2 fixing brackets kit white_PR1,PR2
21500	Molla per PR2_DEEP 2 pz. - Spring for PR2_DEEP 2 pcs.

PR3_EVO Profilo in alluminio/Aluminium profile



cod.21440
PR3_EVO
alluminio/aluminium

PR3_EVO

codice code	
21440	Profilo in alluminio 2m PR3_EVO angolare - Aluminium profile 2m PR3_EVO corner.
21441	Profilo in alluminio Bianco 2m PR3_EVO angolare - White aluminium profile 2m PR3_EVO corner.




Diffusore satinato
Frosted diffuser
1x
Cod.21442



Diffusore opale
Opal diffuser
1x
Cod.21443




Kit 4 viti+2 testate di chiusura
4 screws+2 end caps kit
1x
Cod.21444



Kit 4 viti+2 testate di chiusura Bianco
4 screws+2 end caps kit white
1x
Cod.21445



Kit 2 staffe di fissaggio
2 fixing brackets kit
1x
Cod.21446




Kit 2 staffe di fissaggio Bianco
2 fixing brackets kit white
1x
Cod.21447

Accessori/Accessories

codice code	
21442	Diffusore satinato 2m_PR3_EVO - Frosted diffuser 2m_PR3_EVO
21443	Diffusore opale 2m_PR3_EVO - Opal diffuser 2m_PR3_EVO
21444	Kit 4 viti+2 testate PR3_EVO - 4 screws+2 end caps kit_PR3_EVO
21445	Kit 4 viti+2 testate Bianco_PR3_EVO - 4 screws+2 end caps kit white_PR3_EVO
21446	Kit 2 staffe di fissaggio_PR3_EVO - 2 fixing brackets kit_PR3_EVO
21447	Kit 2 staffe di fissaggio Bianco_PR3_EVO - 2 fixing brackets kit white_PR3_EVO

PR4 Profili in alluminio/ Aluminium profiles



cod.21302
PR4
alluminio/aluminium

PR4

codice code	
21302	Profilo in alluminio 2m PR4 superficie - Aluminium profile 2m PR4 surface
21382	Profilo in alluminio Bianco 2m PR4 superficie - White aluminium profile 2m PR4 surface



Diffusore trasparente
Transparent diffuser
1x
Cod.21303



Diffusore satinato
Frosted diffuser
1x
Cod.21304



Diffusore opale
Opal diffuser
1x
Cod.21305



Kit 4 viti+2 testate di chiusura
4 screws+2 end caps kit
1x
Cod.21306



Kit 4 viti+2 testate di chiusura Bianco
4 screws+2 end caps kit white
1x
Cod.21384



Kit 4 staffe di fissaggio
4 fixing brackets kit
1x
Cod.21307




Kit 4 staffe di fissaggio Bianco
4 fixing brackets kit white painted
1x
Cod.21383

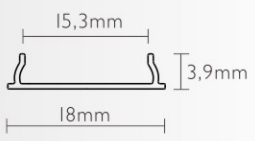
Accessori/Accessories

codice code	
21303	Diffusore trasparente 2m_PR4 - Transparent diffuser 2m_PR4
21304	Diffusore satinato 2m_PR4 - Frosted diffuser 2m -PR4
21305	Diffusore opale 2m_PR4 - Opal diffuser 2m -PR4
21306	Kit 4 viti+2 testate di chiusura PR4 - 4 screws+2 end caps kit_PR4
21384	Kit 4 viti+2 testate di chiusura Bianco_PR4 - 4 screws+2 end caps kit white_PR4
21307	Kit 4 staffe di fissaggio_PR4 - 4 fixing brackets kit_PR4
21383	Kit 4 staffe di fissaggio Bianco_PR4 - 4 fixing brackets kit white_PR4

PR5 FLEX SET PROFILO PIEGHEVOLE / SET BENDABLE PROFILE



cod. 21623
PR5 FLEX
 Set completo profilo alluminio
 Complete set aluminium profile



PR5 FLEX

codice code	
21623	Set profilo 2m alluminio con diffusore opale, testate bianche, 4 staffe 2m aluminium profile set with opal diffuser, white end caps, 4 brackets



Diffusore opale
Opal diffuser



Kit 2 testate Bianco
2 end caps kit white



4 staffe fissaggio
4 fixing brackets



Facile da modellare
Easy to shape



POWERLIGHT



Save energy Save life



SFERA
BISPINA G9



SFERA



Sfera Chiara / Clear Round - 230V

codice code	W W	W W	energy class	attacco base	lumen lumen	diametro diameter	lunghezza length	imballo packing
20774	42	55(EUP)	D	E27	630	45mm	73mm	100

Conforme al regolamento EU Ecodesign nr.244/2009.
Comply with EU Ecodesign regulation nr.244/2009.



Conforme al regolamento EU 2017/874
Comply with EU 2017/874

BISPINA G9



Alogena G9 Chiara / G9 Clear

codice code	W W	V V	energy class	attacco base	lumen lumen	diametro diameter	lunghezza length	imballo packing
20824	48	220-240	D	G9	740	14mm	44mm	20

Conforme al regolamento EU Ecodesign nr.244/2009.
Comply with EU Ecodesign regulation nr.244/2009.



Conforme al regolamento EU 2017/874
Comply with EU 2017/874

RIDUZIONE
CONSUMO

Lamp. tradizionale Traditional Lamp	W W	lumen lumen	energy class	vita life	POWERLIGHT	W W	lumen lumen	energy class	vita life
Sfera	60	660	E	1000	Sfera	42	630	D	2000
G9	60	800	D	2000	G9	48	740	D	2000

Tempo di Accensione: Immediato
Numero di Accensioni: 8000
Temperatura di Colore: 2900K
Fattore di potenza: 1
Resa cromatica: 100
Fattore mantenimento lumen al 75%
della vita media: 85%

Warm-Up Time: Instant Full Light
Switching Cycles: 8000
Colour Temperature: 2900K
Power Factor: 1
Ra: 100
Lumen maintenance factor at 75%
of rated average life time: 85%



COLPO DI VENTO

Colpo di Vento / Turntip Candle -230V



codice code	W W	W W	energy class	attacco base	lumen lumen	diametro diameter	lunghezza length	imballo packing
20767	20	26(EUP)	D	E14	235	35mm	125m	100
20768	28	37(EUP)	D	E14	370	35mm	125m	100
20769	42	55(EUP)	D	E14	630	35mm	125m	100

Conforme al regolamento EU Ecodesign nr.244/2009.
Comply with EU Ecodesign regulation nr.244/2009.

Conforme al regolamento EU 2017/874
Comply with EU 2017/874



SFERA

Sfera Chiara / Clear Round - 230V



codice code	W W	W W	energy class	attacco base	lumen lumen	diametro diameter	lunghezza length	imballo packing
20776	20	26(EUP)	D	E14	235	45mm	80mm	100
20777	28	37(EUP)	D	E14	370	45mm	80mm	100
20778	42	55(EUP)	D	E14	630	45mm	80mm	100

Conforme al regolamento EU Ecodesign nr.244/2009.
Comply with EU Ecodesign regulation nr.244/2009.

Conforme al regolamento EU 2017/874
Comply with EU 2017/874



Lamp. tradizionale Traditional Lamp	W W	lumen lumen	energy class	vita life	POWERLIGHT	W W	lumen lumen	energy class	vita life
Colpo di Vento					Colpo di Vento				
	25	200	F	1000		20	235	D	2000
	40	400	E	1000		28	370	D	2000
	60	600	E	1000		42	630	D	2000
Sfera					Sfera				
	25	200	F	1000		20	235	D	2000
	40	400	E	1000		28	370	D	2000
	60	600	E	1000		42	630	D	2000

Tempo di Accensione: Immediato
Numero di Accensioni: 8000
Temperatura di Colore: 2900K
Fattore di potenza: 1
Resa cromatica: 100
Fattore mantenimento lumen al 75%
della vita media: 85%

Warm-Up Time: Instant Full Light
Switching Cycles: 8000
Colour Temperature: 2900K
Power Factor: 1
Ra: 100
Lumen maintenancefactor at 75%
of rated average life time: 85%



LINEARE 78MM

Lineare 78mm / J-78mm



codice code	W W	V V	energy class	attacco base	lumen lumen	diametro diameter	lunghezza length	imballo packing
20784	60	220-240	D	R7s	980	8mm	78mm	50
* 20785	80	220-240	G	R7s	1380	8mm	78mm	50
20786	120	220-240	D	R7s	2220	8mm	78mm	50

Conforme al regolamento EU Ecodesign nr.244/2009.
Comply with EU Ecodesign regulation nr.244/2009.

Conforme al regolamento EU 2017/874
Comply with EU 2017/874

* Conforme al regolamento EU 2019/2015
Comply with EU 2019/2015



LINEARE 117MM

Lineare 117mm / J-117mm



codice code	W W	V V	energy class	attacco base	lumen lumen	diametro diameter	lunghezza length	imballo packing
* 20788	80	220-240	G	R7s	1380	8mm	117mm	50
20789	120	220-240	D	R7s	2220	8mm	117mm	50
20790	160	220-240	D	R7s	3100	8mm	117mm	50
20791	200	220-240	D	R7s	3980	10mm	117mm	50
20792	230	220-240	D	R7s	4650	10mm	117mm	50
20793	400	220-240	D	R7s	8550	10mm	117mm	50

Conforme al regolamento EU Ecodesign nr.244/2009.
Comply with EU Ecodesign regulation nr.244/2009.

Conforme al regolamento EU 2017/874
Comply with EU 2017/874

* Conforme al regolamento EU 2019/2015
Comply with EU 2019/2015



Lamp. tradizionale Traditional Lamp	W W	lumen lumen	energy class	vita life	POWERLIGHT	W W	lumen lumen	energy class	vita life
Lineare 78mm					Lineare 78mm				
	75	1050	D	2000		60	980	D	2000
	100	1650	D	2000		80	1380	G	2000
	150	2600	D	2000		120	2220	D	2000
Lineare 117mm					Lineare 117mm				
	100	1650	D	2000		80	1380	G	2000
	150	2600	D	2000		120	2220	D	2000
	200	3200	E	2000		160	3100	D	2000
	250	4000	E	2000		200	3980	D	2000
	300	5000	E	2000		230	4650	D	2000
	500	9500	D	2000		400	8550	D	2000

Tempo di Accensione: Immediato
Numero di Accensioni: 8000
Temperatura di Colore: 2900K
Fattore di potenza: 1
Resa cromatica: 100
Fattore mantenimento lumen al 75%
della vita media: 85%

Warm-Up Time: Instant Full Light
Switching Cycles: 8000
Colour Temperature: 2900K
Power Factor: 1
Ra: 100
Lumen maintenancefactor at 75%
of rated average life time: 85%

LAMPADA STERILIZZANTE UV-C UV-C STERILIZING LAMP



LAMPADA STERILIZZANTE UV-C UV-C STERILIZING LAMP

- 40 m²**
Indicata per la sterilizzazione di aree fino a 40 mq
Suitable to sterilize areas up to 40 sq.meters
- Controllo a distanza con telecomando per impostazione ciclo di sterilizzazione**
Remote control to set sterilization cycle
- Sensore di presenza per prevenire il funzionamento in presenza di persone o animali**
Detection sensor to prevent the lamp working when people or animals are in the room
- Senza ozono**
Ozone free



Da non utilizzare per illuminazione generale
Lamp not intended as general lighting service (GLS)

Dati tecnici Technical specifications

codice / code	23023
Sorgente Luminosa / Lighting Source	UV-C QUARZO /UV-C QUARTZ
Frequenza UV / UV Frequency	253 nm
Potenza / Power	36W 2G11
Alimentazione / Mains voltage	220-240V 50/60Hz
Telecomando / Remote Control	Sì /Yes
Ciclo di Sterilizzazione / Sterilization Cycle	15' / 30' / 60' min.
Rilevatore di presenza / Motion sensor	Sì /Yes
Dimensioni / Dimensions	180*110*410mm
Peso / Weight	490gr
Temperatura ambiente di utilizzo / Working ambient temperature	-5° ~ 45°C



NON GUARDARE MAI LA SORGENTE LUMINOSA./DO NOT STARE AT THE LIGHTING SOURCE

Avvertenza quando la lampada è in funzione, persone ed animali devono uscire dalla stanza. Le radiazioni UV-C danneggiano la pelle e gli occhi. **Warning** when the UV-C lamp is working, people and animals must leave the room. Direct exposure to direct ultraviolet radiation will cause damages to skin and eyes.

BOX STERILIZZANTE UV-C + CARICA BATTERIA WIRELESS UV-C STERILIZING BOX+ WIRELESS CHARGER



BOX STERILIZZANTE UV-C + CARICA BATTERIA WIRELESS UV-C STERILIZING BOX+ WIRELESS CHARGER

- Contenitore per trattamento sterilizzante con radiazioni UV-C**
UV-C sterilizing box
- La funzione carica batteria wireless è compatibile con tutti i cellulari certificati Qi**
The wireless charge function is compatible with all Qi certified mobile phones
- Adatto per la sterilizzazione di mascherine, smartphones e di tutti gli oggetti che necessitano di sterilizzazione**
Suitable to sterilize masks, smartphones and any object where sterilization is requested
- Una fragranza può essere aggiunta durante il processo di sterilizzazione oppure indipendentemente da esso**
A fragrance can be added during the sterilization process or an "Aroma mode" can be run independently

Dati tecnici Technical specifications

codice / code	23024 BIANCO/WHITE
codice / code	23026 NERO/BLACK
Sorgente Luminosa / Lighting Source	LED
Frequenza UV / UV Frequency	260-280nm
Potenza / Power	3.5W
Alimentazione / Mains voltage	USB 5/9V 2A
Ciclo di Sterilizzazione / Sterilization Cycle	5 min
Carica Wireless / Wireless Charge	Sì /Yes
Dimensioni / Dimensions	242*126*48mm
Peso / Weight	400gr
Temperatura ambiente di utilizzo / Working ambient temperature	0° ~ 42°C

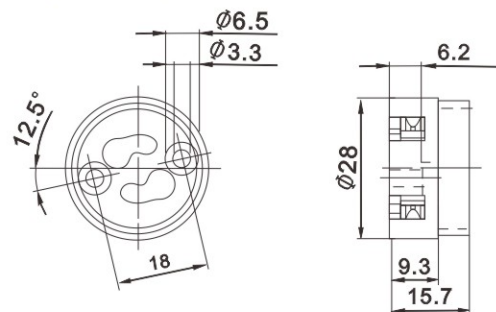


Protalampada per lampade dicroiche GZ10/GUI10
KITGUI10/GZ10



Portalampada per lampade dicroiche GZ10 / GUI10
Lamp-holder for MR-16 GZ10/ GUI10

codice 19846
code 19846




KITGUI10/GZ10

Adattatore per GUI10/GZ10.
GUI10/GZ10 adaptor.

codice 40482
code 40482

Alimentazioni
Electronic Transformers

Trasformatore elettronico LED 12V
LED electronic transformer 12V

codice code	primario mains	secondario secondary	campo potenza wattage range	IP	dimensioni dimensions
 21918	220-240V AC / 50Hz	12V	2-30W	20	80 x 38 x H28
	collegare max. 3 lampadine LED connect max. 3 LED bulbs				
22918	220-240V AC / 50Hz	12V	2-50W	20	117 x 32 x H20
	collegare max. 4/5 lampadine LED connect max. 4/5 LED bulbs				



Dimmer LED testati per compatibilità
Compatible tested LED dimmer

- FINDER I5.8I
- ETD2E9 (TCI)
- RM0540 (RELCO)
- TECNEL FLO7636M

PRO TUBI LED T8 HI-LUMEN_UNIVERSAL

Lista ballasts compatibili T8_600mm
List of compatible ballasts T8_600mm

Brand	Model	Channel	System power (w)	Rate input power (w)	Lamp input power (W)	Deviation from rated input power rate(%)	Rated current for rated output flux(mA)	LED Voltage (V)	LED current (mA)	Deviation from rated current rate(%)	System PF	Compatibility or not	efficiency(%)
OSRAM	QT-FIT8 2X18	2	21.6	20.0	13.5	8.00	300	29.0	233	22.33	0.951	Y	62.5
OSRAM	QT-FIT 5/8 1X18-39	1	10.4	10.0	7.2	4.00	300	29.0	249	17.00	0.905	Y	69.5
OSRAM	QT-FIT 5/8 2X18-39	2	24.8	20.0	19.4	24.00	300	29.8	325	-8.33	0.928	Y	78.1
OSRAM	QT-FIT 5/8 2X18-39(EAC)	2	24.2	20.0	19.2	21.00	300	29.8	322	-7.33	0.927	Y	79.3
OSRAM	QT-FIT 5/8 2X18-39(A2BAT)	2	24.2	20.0	19.1	21.00	300	29.8	321	-7.00	0.923	Y	79.1
OSRAM	QTP-OPTIMAL 1X18-40	1	10.5	10.0	7.0	5.00	300	29.0	241	19.67	0.861	Y	66.5
OSRAM	QTP-OPTIMAL 2X18-40 (EAC)	2	24.1	20.0	18.7	20.50	300	29.7	314	-4.67	0.909	Y	77.4
OSRAM	QTP-OPTIMAL 2X18-40	2	24.8	20.0	19.1	24.00	300	29.8	320	-6.67	0.915	Y	76.9
OSRAM	QTz8 3x18/220-240	3	36.5	30.0	27.1	21.67	300	29.6	305	-1.67	0.983	Y	74.2
PHILIPS	HF-P 118TLD EII 220-240	1	10.1	10.0	7.3	1.00	300	29.2	249	17.00	0.98	Y	71.9
PHILIPS	HF-S 118TL-D II	1	11.2	10.0	7.0	12.00	300	29.0	240	20.00	0.968	Y	62.1
PHILIPS	HF-S 218TL-D II	2	19.6	20.0	14.6	-2.00	300	29.1	250	16.67	0.947	Y	74.2
TRIDONIC	PC 1/18T8TOP	1	13.7	10.0	8.8	37.00	300	29.6	298	0.67	0.958	Y	64.4
TRIDONIC	PC 2X18T8 PRO Ip	2	18.7	20.0	14.7	-6.50	300	29.1	252	16.00	0.935	Y	78.4
TRIDONIC	PC 1x18T8TOP sl	1	10.4	10.0	7.2	4.00	380	29.1	248	34.74	0.921	Y	69.4

PRO TUBI LED T8 HI-LUMEN_UNIVERSAL

Lista ballasts compatibili T8_1200mm
List of compatible ballasts T8_1200mm

Brand	Model	Channel	System power (w)	Rate input power (w)	Lamp input power (W)	Deviation from rated input power rate(%)	Rated current for rated output flux(mA)	LED Voltage (V)	LED current (mA)	Deviation from rated current rate(%)	System PF	Compatibility or not	efficiency(%)
OSRAM	QT-FIT 5/8 1X18-39	1	17.5	19.2	14.0	-8.85	320	57.9	242	24.38	0.966	Y	80.1
OSRAM	QT-FIT 5/8 2x18-39	2	42.2	38.4	37.2	9.90	320	59.3	314	1.88	0.974	Y	88.2
OSRAM	QT-FIT8 1x36	1	22.5	19.2	19.0	17.19	320	59.6	319	0.31	0.945	Y	84.5
OSRAM	QT-FIT8 2x36	2	42.7	38.4	37.9	11.20	320	59.4	319	0.31	0.979	Y	88.8
OSRAM	EZP8 1x36/220	1	20.7	19.2	17.5	7.81	320	58.6	298	6.88	0.958	Y	84.4
OSRAM	QTz8 2x36/220-240	2	51.0	38.4	43.1	32.81	320	60.2	358	-11.88	0.988	Y	84.5
OSRAM	QTP-OPTIMAL 1X18-40	1	17.6	19.2	14.0	-8.33	320	58.0	241	24.69	0.935	Y	79.4
OSRAM	QTP-OPTIMAL 2X18-40	2	43.0	38.4	36.7	11.98	320	59.2	310	3.13	0.97	Y	85.4
PHILIPS	HF-R 136TLD EII	1	20.7	19.2	16.0	7.81	320	58.6	273	14.69	0.941	Y	77.3
PHILIPS	HF-C 136TL-D 220-240EP	1	22.9	19.2	19.6	19.27	320	59.6	329	-2.81	0.616	Y	85.6
PHILIPS	HF-S 236TL-D II	2	33.1	38.4	28.4	-13.80	320	58.0	245	23.44	0.948	Y	85.9
PHILIPS	EB-C 136TLD 220	1	22.9	19.2	19.37	19.27	320	59.6	325	-1.56	0.978	Y	84.6
PHILIPS	EB-C 136TLD 220	2	23.4	38.4	19.5924	-39.06	320	56.3	174	45.63	0.991	Y	83.7
PHILIPS	EB-C 236TLD 220	2	41.7	38.4	35.2	8.59	320	59.0	298	6.88	0.978	Y	84.3
PHILIPS	EB-E 236TLD 220	2	46.1	38.4	38.9	20.05	320	59.6	326	-1.88	0.98	Y	84.3
PHILIPS	EB-C 236TL-D 220	2	48.3	38.4	40.1	25.78	320	59.7	336	-5.00	0.98	Y	83.1
PHILIPS	HF-S 136TL-D II (Grey)	1	17.4	19.2	14.9	-9.38	320	57.6	258	19.38	0.961	Y	85.4
PHILIPS	HF-S 136TL-D II (White)	1	18.6	19.2	14.6	-3.12	320	58.3	250	21.88	0.984	Y	78.4
PHILIPS	HF-S 236TL-D II	2	33.3	38.4	26.8	-13.28	320	58.0	231	27.81	0.94	Y	80.5
PHILIPS	HF-S 336TL-D II	3	55.4	57.6	50.1	-3.82	320	58.6	285	10.94	0.97	Y	90.4
PHILIPS	HF-P 136TLD EII 220-240	1	19.9	19.2	16.8	3.65	320	58.9	286	10.63	0.985	Y	84.7
PHILIPS	HF-P 236TLD EII 220-240	2	36.5	38.4	32.4	-4.95	320	58.7	276	13.75	0.991	Y	88.8
TRIDONIC	PC 1x36T8 PRO Ip	1	17.9	19.2	14.1	-6.77	320	58.1	242	24.38	0.967	Y	78.5
TRIDONIC	PC 1x36T8TOP sl	1	17.1	19.2	13.3	-10.94	320	57.7	231	27.81	0.95	Y	77.9
TRIDONIC	PC 2x36T8TOP sl	2	40.6	38.4	34.2	5.73	320	59	290	9.38	0.909	Y	84.3
PaRaGoN	PABE 236	2	42.9	38.4	37.2	11.72	320	59.2	314	1.88	0.975	Y	86.7
GE	ELB 136E	1	20.2	19.2	16.9	5.21	320	58.8	288	10.00	0.99	Y	83.8
VS	TYPE ELXc 236.208	2	40.4	38.4	35.5	5.21	320	58.9	301	5.94	0.71	Y	87.8
HEP	SIS 118-40	1	19.5	19.2	14.4	1.56	320	58.3	247	22.81	0.91	Y	73.8
HEP	SIS 136A	1	23.7	19.2	18.5	23.44	320	59.2	312	2.50	0.92	Y	77.9

PRO TUBI LED T8 HI-LUMEN_UNIVERSAL

Lista ballasts compatibili T8_1500mm
List of compatible ballasts T8_1500mm

Brand	Model	Channel	System power (w)	Rate input power (w)	Lamp input power (W)	Deviation from rated input power rate(%)	Rated current for rated output flux(mA)	LED Voltage (V)	LED current (mA)	Deviation from rated current rate(%)	System PF	Compatibility or not	efficiency(%)
OSRAM	QTP-OPTIMAL 2X54-58	2	51.6	47.0	43.4	9.79	380	60.3	360	5.26	0.973	Y	84.1
OSRAM	QTi 2x28/54 35/49 GII	2	56.8	47.0	45.5	20.85	380	60.5	376	1.05	0.991	Y	80.1
OSRAM	QT-FIT5/8 2x54-58	2	51.1	47.0	44.2	8.72	380	59.7	370	2.63	0.953	Y	86.5
OSRAM	QTz8 2x36/220-240	2	51.8	47.0	46.1	10.21	380	60.6	380	0.00	0.965	Y	88.9
OSRAM	QT-FIT 5/8 1X18-39	1	18.0	23.5	14.4	-23.40	380	58.5	246	35.26	0.967	Y	80.0
OSRAM	QT-FIT 5/8 2X18-39	2	43.0	47.0	37.5	-8.51	380	59.6	315	17.11	0.977	Y	87.3
OSRAM	QTP-OPTIMAL 1X18-40	1	17.5	23.5	13.9	-25.53	380	58.1	240	36.84	0.911	Y	79.7
OSRAM	QTP-OPTIMAL 2X18-40	2	42.9	47.0	37.0	-8.72	380	59.6	310	18.42	0.959	Y	86.1
OSRAM	QTP-OPTIMAL 1X54-58	1	23.0	23.5	18.8	-2.13	380	59.6	316	16.84	0.924	Y	81.9
OSRAM	QTP-OPTIMAL 2X54-58	2	54.4	47.0	43.2	15.74	380	60.4	358	5.79	0.976	Y	79.5
OSRAM	QT-FIT 5/8 1X54-58	1	22.9	23.5	18.6	-2.55	380	59.5	313	17.63	0.912	Y	81.3
OSRAM	QT-FIT 5/8 2X54-58	2	51.8	47.0	44.9	10.21	380	60.8	369	2.89	0.952	Y	86.6
OSRAM	QT-FIT8 1X58-70	1	28.2	23.5	23.6	20.00	380	60.9	387	-1.84	0.943	Y	83.6
PHILIPS	HF-P 138TLD 220-240	1	27.5	23.5	22.6	17.02	380	60.3	374	1.58	0.964	Y	82.0
PHILIPS	HF-P 158TL-D III IDC	1	23.3	23.5	19.3	-0.85	380	59.6	323	15.00	0.939	Y	82.6
PHILIPS	HF-P 258TL-D III IDC	2	49.9	47.0	44.2	6.17	380	60.0	368	3.16	0.968	Y	88.5
PHILIPS	HF-S 254TL5 II	2	50.8	47.0	43.6	8.09	380	60.6	360	5.26	0.977	Y	85.9
PHILIPS	EB-C 236TL-D 220	2	49.1	47.0	40.1	4.47	380	59.9	335	11.84	0.993	Y	81.7
PHILIPS	HF-B 158TLD EII 220-240	1	31.1	23.5	25.8	32.34	380	61.2	421	-10.79	0.953	Y	82.8
PHILIPS	HF-B 258TLD EII 220-240	2	53.7	47.0	46.3	14.26	380	60.5	383	-0.79	0.979	Y	86.3
PHILIPS	HF-S 258TL-D II	2	46.5	47.0	40.2	-1.06	380	60.0	335	11.84	0.943	Y	86.5
PHILIPS	HF-R 158TL-D II	1	28.3	23.5	23.8	20.43	380	60.2	396	-4.21	0.943	Y	84.2
PHILIPS	HF-S 218TL-D II	2	28.0	47.0	23.6	-40.43	380	57.3	206	45.79	0.962	Y	84.3
PHILIPS	HF-S 136TL-D II	1	18.7	23.5	14.7	-20.43	380	58.6	250	34.21	0.968	Y	78.3
PHILIPS	HF-S 236TL-D II	2	33.6	47.0	29.0	-28.51	380	58.4	248	34.74	0.949	Y	86.2
PHILIPS	HF-S 336TL-D II	3	55.2	70.5	49.6	-21.70	380	59.0	280	26.32	0.971	Y	89.8
PHILIPS	HF-S 158TL-D II	1	22.0	23.5	17.4	-6.38	380	59.4	293	22.89	0.932	Y	79.1
PHILIPS	HF-S 258TL-D II	2	46.1	47.0	40.0	-1.91	380	60.0	333	12.37	0.946	Y	86.7
PHILIPS	HF-P 158TL-D III IDC	1	23.7	23.5	19.4	0.85	380	60.0	323	15.00	0.948	Y	81.8
PHILIPS	ADVANCE ICN 2554	2	51.1	47.0	41.5	8.72	380	60.1	345	9.21	0.982	Y	81.2
TRIDONIC	PC 1/49 T5 INDUSTRY	1	19.1	19.2	14.8	-0.52	320	57.8	256	20.00	0.774	Y	77.5
TRIDONIC	PC 1x58T8 PRO Ip	1	22.7	19.2	18.2	18.23	320	58.8	310	3.13	0.93	Y	80.3
TRIDONIC	PC 2x58T8 PRO sl	2	51.4	47.0	45.6	9.36	380	60.5	377	0.79	0.917	Y	88.7
b.a.g	BCS58.IFX-II/220-240	2	49.2	47.0	42.5	4.68	380	60	354	6.84	0.98	Y	86.3
B.F.Y	TJB -E258H	2	54.2	47.0	48.2	15.32	380	61	395	-3.95	0.962	Y	88.9
TCI	BTLT 154M	1	20.6	23.5	16.4	-12.34	380	58.7	280	26.32	0.924	Y	79.8



CONDIZIONI GENERALI DI VENDITA ITALIA

- Porto franco: Euro 500,00
- Gli ordini di importo inferiore saranno gravati di Euro 20,00 in fattura a titolo di contributo spese
- Ordine minimo accettabile: Euro 250,00
- Imballo: gratis
- Tutti gli ordini si intendono sempre soggetti a conferma da parte della Società.
- La merce si intende resa franco ns. magazzini di San Marino e viaggia a rischio e pericolo del committente anche se spedita in porto franco. Eventuali reclami relativi al ricevimento della merce dovranno essere subito appuntati quali riserva sul d.d.t ed in ogni caso dovranno esserci segnalati in forma scritta entro e non oltre 8 giorni dal ricevimento della merce stessa, pena la loro inammissibilità.
- Non si assume impegno per la totale evasione dell'ordine e la mancanza di alcuni articoli commissionati non dà diritto a cliente di pretendere la rimanenza sospendendo il pagamento di quanto già ricevuto.
- Le modalità ed i tempi di pagamento convenuti nell'ordine dovranno essere tassativamente osservati ed in caso di ritardo si applicheranno gli interessi di mora.
- Per ogni controversia sarà competente il Foro della Repubblica di San Marino e si applicherà la Legge sammarinese.

I dati tecnici riportati nel presente catalogo possono essere modificati senza preavviso per una migliore sicurezza e funzionalità degli apparecchi.
The technical data shown in this catalogue may be modified without notice to increase the safety and functionality of the products.

